

This meeting will be conducted in person, but the public may choose to participate remotely by calling:
Conference Line: +1 323-538-4371 | Conference ID: 937 275 960# | 344 E. Laurel Street, Willows, CA 95988
[Click here to join the meeting](#)

1. Call to Order
2. Flag Salute
3. Public Participation
 - A. Time set-aside for members of the public that wish to address the Board regarding operations of the District within the jurisdiction of the Board. Individuals are requested to limit comments to a maximum of five minutes.
4. Consent Agenda (*)
 - A. Authorize Payment of Claims
 - i. General Fund
 - ii. Operations Fund
 - B. Approve Minutes of the January 3, 2024 Board Meeting
 - C. Notice of Completion of Director/Employee Reimbursement Disclosure Forms Required Under Government Code Section 53065.5
5. Business Items (*)
 - A. Review and Consider Approval of Resolution No. 2024-02 Approving the Filing of an Application for Elective Coverage of State Disability Insurance Pursuant to California Unemployment Insurance Code Section 710.5 for Unrepresented Employees, Employees in the Office Unit, and Employees in the Glenn-Colusa Irrigation District Unit and Authorizing the Board President to Sign the Application on Behalf of the Board
6. Administration
 - A. Department Reports
 - B. Treasurer's Report
 - i. Filing of December Treasurer's Report
 - ii. Filing of December Financial Report
 - iii. Filing of December Damage Claims Report
7. Information Reports
 - A. Board Member Reports
 - B. Manager's Report
 - C. Communications Report
 - D. Attorney's Report
 - E. Other Business

8. Closed Session

A. CONFERENCE WITH LEGAL COUNSEL - ANTICIPATED LITIGATION

Potential Initiation of Litigation pursuant to paragraph (4) of Subdivision (d) of Gov. Code sec. 54956.9: Two Potential Cases

B. CONFERENCE WITH LEGAL COUNSEL - EXISTING LITIGATION

(Paragraph (1) of Subdivision (d) of Gov. Code sec. 54956.9) Name of Cases:

- i. *PCFFA v. Raimondo* (USDC E.D. Cal. Case No. 1:20-cv-00431-JLT-EPG);
- ii. *CNRA v. Raimondo* (USDC E.D. Cal. Case No. 1:20-cv-00426-JLT-EPG) [2019 BiOps Lawsuits]

C. CONFERENCE WITH REAL PROPERTY NEGOTIATOR

(Government Code Section 54956.8)

Property: GCID's water supplies

GCID Negotiators: Greg Krzys, Louis Jarvis and Counsel Andrew Hitchings

Negotiating Parties: Glenn-Colusa Irrigation District and Santa Clara Valley Water District

Under Negotiation: Potential water transfer agreement, price and terms of payment, and other transactional details

9. Adjourn

(*) indicates action item

In compliance with the Americans with Disabilities Act, if you need special assistance or accommodations to participate in this meeting, please contact Kayla Mendonca at the District office at (530) 934-8881. Notification at least 48 hours prior to the meeting will enable the District to make reasonable arrangements to ensure accessibility to this meeting. (28 CFR 35.101-35.164 ADA Title II.)

Agenda Title:

Consent Agenda (*)

- A. Authorize Payment of Claims
 - i. General Fund
 - ii. Operations Fund
- B. Approve Minutes of January 3, 2024 Board Meeting
- C. Notice of Completion of Director/Employee Reimbursement Disclosure Forms Required Under Government Code Section 53065.5

Recommendation:

Approve Consent Agenda.

Attachments:

- General Fund Warrants List
- Operations Fund Warrants List
- Draft Minutes from January 3, 2024
- Notice of Completion of Director/Employee Reimbursement Disclosure Forms Required Under Government Code Section 53065.5

JSMITH

Preliminary Warrants Report for Jan 18, 2024

Vendor Name	Payment	Description	Amount
5D Solutions, Inc.	1,454.88	Receivers, Rods, Brackets	1,454.88
ACWA-JPIA	68,587.34	Workers' Comp QTR 2	68,587.34
ACWA/JPIA (Employee Benefits)	320,409.87	Health/Dental Insurance	320,409.87
Anchor QEA, LLC	23,991.90	Consulting-GF Rehab	23,991.90
Aquatic Resources Consulting Scientists	5,793.95	Fisheries Expert Support	5,793.95
Aramark	1,067.36	Uniform/Laundry Service	1,067.36
AT&T	185.66	Telephone Service	185.66
Briggs Mfg., Inc.	21,907.05	Riser Boxes and Canal Gates	21,907.05
California Department of Fish & Wildlife	350.50	Maintenance Agreement Fees	350.50
California Dept of Tax & Fee Admin. (Diesel)	2,223.00	057-425123 Diesel Fuel Tax	2,223.00
California Dept. of Tax and Fee Administration	2,616.00	Sales and Use Tax	2,616.00
California Industrial Rubber Co.	8,590.73	Maintenance Supplies	8,590.73
Carl's Feed & Supply	72.60	Propane	72.60
Clark Pest Control	124.00	Pest Control Service	124.00
Colusa County Farm Supply	193.06	Hardware Supplies	193.06
Consolidated Electrical Distributors, Inc.	387.82	Electrical Supplies	387.82
Corning Lumber Co., Inc.	756.42	Lumber and Hardware Supplies	756.42
CV Strategies	3,781.99	Communications Consulting	3,781.99
Davids Engineering, Inc.	1,212.65	Consulting	1,212.65
Davie's Oil Company, Inc.	8,146.12	Fuel	8,146.12
Durham-Pentz Truck Center	460.00	Smoke Tests	460.00
Enloe Medical Center	218.00	D.O.T./New Employee Physicals	218.00
Federal Express	771.47	Express Mail Service	771.47
Freightliner Northwest	222.96	Equipment Parts	222.96
Gandy and Staley Oil Co., Inc.	21,509.01	Fuel and Oil	21,509.01
GCID Operations Fund Checking	1,284.11	ACWA Conference	118.66
		Boot Allowance	339.98
		DOT Physical	195.32
		Safety Bingo	300.00
		Safety Boot Allowance	330.15
Glenn County Solid Waste	195.00	Waste Disposal	195.00
Grainger	192.50	Hardware Supplies	192.50
GreatAmerica Financial Svcs	968.48	Cannon Printer	968.48
Hunt & Sons, Inc.	4,693.66	Fuel and Oil	4,693.66
I-5 Rentals, Inc.	7,671.62	Equipment Rental	7,671.62
Industrial Truck & Farm Supply	1,611.56	Equipment Parts & Hardware	1,611.56
Intermedia.net, Inc.	119.79	Phone Service	119.79
Kjeldsen, Sinnock & Neudeck, Inc.	23,799.50	USBR Funding Agreement Assmt.	23,799.50
KPC Toilet Rental Services LLC	649.50	Toilet Rentals	649.50
Lannie's Septic Service, LLC	187.69	Portable Toilet Rental	187.69
Madsen's New Era Mobile & Ready Mix Concrete, LLC	1,065.00	Concrete Pumping Services	1,065.00
Mar-Val Food Stores 12	4.99	Office Supplies	4.99
Maximum Pest Control LLC	60.00	Pest Control Service-Williams	60.00

JSMITH

Preliminary Warrants Report for Jan 18, 2024

MBK Engineers	1,645.50	Consulting	1,645.50
MJB Welding Supply, Inc.	2,165.22	Charges	3.61
		Welding Supplies	2,161.61
Mt. Shasta Spring Water Company, Inc.	369.00	Bottled Water & Coffee Service	369.00
Nordic Industries, Inc.	30.00	Rock	30.00
Orland Ace Hardware	546.56	Hardware Supplies	546.56
Orland Auto Parts	13,647.31	Equipment Parts	13,647.31
Plan B Professional Answering Services, LLC	133.60	Answering Service	133.60
Platt	454.07	Electrical Supplies	454.07
Quill Corporation	749.06	Office Supplies	641.82
		Yearly Renewal	107.24
Reading Oil, Inc.	336.18	Fuel (Cardlock)	336.18
Recology Butte Colusa Counties	152.07	Garbage Service-Williams	152.07
Resource Conservation District of Tehama County	23,931.31	Salmon Habitat Res. Program	23,931.31
Sacramento Valley Ecological Restoration-SAVER	32,894.16	Habitat Restoration	32,894.16
Safety Tire Service	755.74	Tires, Repair & Service	755.74
Select Security Systems	40.00	Security System Monitoring	40.00
Sites JPA	845,000.00	Fiscal Year 2024 Admin. Costs	45,000.00
		Phase 2C	800,000.00
Sunrise Landscape	360.00	Willows Landscape Maintenance	360.00
Tehama Colusa Canal Authority	86,541.66	TC Wheeling	86,541.66
Thompson Gas	131.83	Propane	131.83
True Blue Propane	927.93	Propane	927.93
Trusted Tach Team - Accounts Payable	12,393.52	Microsoft Subscription	12,393.52
UBEO West, LLC	4,350.00	Managed IT Services - Ray Morg	4,350.00
Uline	116.35	Eyewash Station	116.35
UPL NA Inc.	368,616.75	Cascade Aquatic Herbicide	368,616.75
Valley Rock Products, Inc.	681.22	Sand and Rock Products	681.22
Waste Management	1,111.08	Garbage Service	1,111.08
White Cap, L.P.	4,371.01	Building Materials	4,371.01
Williams Hardware	223.86	Hardware Supplies	223.86
Williams, City of	88.68	Utilities	88.68
Willows Ace Hardware	1,073.81	Hardware Supplies	1,073.81
Willows Hardware	173.58	Hardware Supplies	173.58
Wittmeier Ford	424.15	Equipment Parts and Service	424.15
Wolven, Inc.	6,663.70	Annual Software Support	6,663.70
Wunsch's Garage	494.00	Smog Check	494.00
	1,949,130.65	Grand Totals:	1,949,130.65

Glenn-Colusa Irrigation District
Warrants Drawn Against GCID for Jan 18, 2024

Warrant #	Dated	Name Code	Vendor Name	Payment
23 08625	12/6/2023	WOOLD 30000	Wooldridge, Mike Retirement Gift	500.00
23 08626	12/6/2023	MENDE 30700	Mendes, Steven R. Retirement Gift	500.00
23 08627	12/7/2023	VARGA 30000	Vargas, Alberto V. Donuts for Safety Meeting	33.28
23 08628	12/8/2023	SPOON 30100	Spooner Danley, Mary Reimbursement Donuts Board Meeting	48.36
23 08629	12/8/2023	PRYOR 30000	Pryor, Katrina Cakes for Holiday Party	350.00
23 08630	12/8/2023	LACOM 30000	LaCombe, Dave Music for Holiday Party	250.00
23 08631	12/8/2023	CHICO 29995	Chico Catering Company Food for Holiday Party	4,445.16
23 08632	12/11/2023	SILVA 30000	Silva, Juan Safety Boot Allowance	289.58
23 08633	12/11/2023	ALVES 30400	Alves Jr., Basil T. Retirement Holiday Gift	35.00
23 08634	12/11/2023	ARNOL 30050	Arnold, Jim Retirement Holiday Gift	35.00
23 08635	12/11/2023	AZEVE 30700	Azevedo, Mark R. Retirement Holiday Gift	35.00
23 08636	12/11/2023	BAILE 30100	Bailey, Alton E.	35.00

Glenn-Colusa Irrigation District
Warrants Drawn Against GCID for Jan 18, 2024

Warrant #	Dated	Name Code	Vendor Name	Payment
			Retirement Holiday Gift	
23 08637	12/11/2023	BARR 30000	Barr, Kathleen D. Retirement Holiday Gift	35.00
23 08638	12/11/2023	DAVIS 30500	Davis, Cynthia F. Retirement Holiday Gift	35.00
23 08639	12/11/2023	EHORN 30000	Ehorn, John G. Retirement Holiday Gift	35.00
23 08640	12/11/2023	GILMO 30000	Gilmore, Richard Retirement Holiday Gift	35.00
23 08641	12/11/2023	HARGU 30000	Harguindeguy, Arno Retirement Holiday Gift	35.00
23 08642	12/11/2023	JOHNS 30800	Johnson, LeRoy D. Retirement Holiday Gift	35.00
23 08643	12/11/2023	JOHNS 30900	Johnson, Michal W. Retirement Holiday Gift	35.00
23 08644	12/11/2023	KENNE 30200	Kennedy, Patrick L. Retirement Holiday Gift	35.00
23 08645	12/11/2023	LAUST 30100	Lausten, Luke Jerome Retirement Holiday Gift	35.00
23 08646	12/11/2023	MATTI 30000	Mattis Jr., Joseph Retirement Holiday Gift	35.00
23 08647	12/11/2023	MENDE 30600	Mendes, Daniel R. Retirement Holiday Gift	35.00

Glenn-Colusa Irrigation District
Warrants Drawn Against GCID for Jan 18, 2024

Warrant #	Dated	Name Code	Vendor Name	Payment
23 08648	12/11/2023	MICHU 30000	Michum Jr., Dennis E. Retirement Holiday Gift	35.00
23 08649	12/11/2023	MURRA 30000	Murray, Laurie Merrill Retirement Holiday Gift	35.00
23 08650	12/11/2023	NELSO 30100	Nelson, Kevin D. Retirement Holiday Gift	35.00
23 08651	12/11/2023	ORTIZ 30100	Ortiz, Richard S. Retirement Holiday Gift	35.00
23 08652	12/12/2023	PEARS 30500	Pearson, Arthur Retirement Holiday Gift	35.00
23 08653	12/12/2023	PENNO 30000	Pennock, Bernard J. Retirement Holiday Gift	35.00
23 08654	12/12/2023	PETTY 30000	Petty, David R. Retirement Holiday Gift	35.00
23 08655	12/12/2023	PICOU 30000	Picou, Jon E. Retirement Holiday Gift	35.00
23 08656	12/12/2023	ROPER 30000	Roper, Stanley R. Retirement Holiday Gift	35.00
23 08657	12/12/2023	SMITH 30500	Smith, Michael Allyn Retirement Holiday Gift	35.00
23 08658	12/12/2023	SOTEL 30000	Sotelo, Barney Retirement Holiday Gift	35.00

Glenn-Colusa Irrigation District
Warrants Drawn Against GCID for Jan 18, 2024

Warrant #	Dated	Name Code	Vendor Name	Payment
23 08659	12/12/2023	TAYLO 30700	Taylor, Cheryl R. Retirement Holiday Gift	35.00
23 08660	12/12/2023	TENNE 30000	Tenney, O.L. "Van" Retirement Holiday Gift	35.00
23 08661	12/12/2023	WALLA 30100	Wallace, Gion Parker Retirement Holiday Gift	35.00
23 08662	12/12/2023	WESCO 30000	Wescoatt, Douglas D. Retirement Holiday Gift	35.00
23 08663	12/12/2023	WIEDE 30000	Wiedeman, Mark A. Retirement Holiday Gift	35.00
23 08664	12/12/2023	TORRE 30050	Torres, Mabel Retirement Holiday Gift	35.00
23 08665	12/12/2023	IMMOO 30100	Immoos, Larry E. Retirement Holiday Gift	35.00
23 08666	12/12/2023	RIVER 30205	Rivera, Samuel Safety Boot Allowance	114.06
23 08667	12/12/2023	RIVER 30205	Rivera, Samuel Safety Boot Allowance	235.94
23 08668	12/12/2023	PARKE 30200	Parker, Floyd A. Safety Boot Allowance	349.61
23 08669	12/14/2023	SPOON 30100	Spooner Danley, Mary Reimbursement Holiday Supplies	37.84
23 08670	12/20/2023	GLENN 30000	Glenn County Air Pollution Control District	15.00

Glenn-Colusa Irrigation District
Warrants Drawn Against GCID for Jan 18, 2024

Warrant #	Dated	Name Code	Vendor Name	Payment
			Burn Permit	
23 08671	12/21/2023	INTER 29995	Internal Revenue Service 4th Quarter Payrtoll Taxes	0.76
23 08672	12/21/2023	VARGA 30000	Vargas, Alberto V. Safety Meeting Donuts	27.75
23 08673	12/29/2023	SEILE 30000	Seiler, Ross A. Safety Bingo	300.00
			49 Warrants Issued	Total: 8,652.34

The foregoing claims, numbered 23 08625 to 23 08673 inclusive, are applied to the Operations Fund of Glenn-Colusa Irrigation District and are warrants authorized thereto.

**Minutes of Meeting
Held
January 3, 2024**

President Amaro called the meeting of the Glenn-Colusa Irrigation District Board of Directors to order at 9:03 a.m. with the flag salute. The meeting was held at the Glenn-Colusa Irrigation District Board Room, 344 East Laurel Street, Willows, California.

Present:

John Amaro, President, Division 2
Logan Dennis, Vice-President, Division 3 (arrived at 9:29 a.m.)
Peter Knight, Director, Division 1
Donald R. Bransford, Director, Division 4
Blake Vann, Director, Division 5

Absent:

None.

Staff Present:

Greg Krzys, Interim General Manager
Kayla Mendonca, Executive Assistant
Louis Jarvis, Finance Director
Karen Alves, Administrative Services Manager
Ed Henderson, Water Operations Superintendent
Jake Hancock, Assistant Water Operations Superintendent
Chris Privitera, Associate Engineer
Ali Stevens, Somach Simmons & Dunn (via teleconference)

Others Present:

Courtney Hamilton, CV Strategies (via teleconference)
Tara Bravo Mullaly, CV Strategies (via teleconference)
Douglas DeFlicht (via teleconference)

Public Participation

None.

CONSENT AGENDA

Authorize Payment of Claims

Director Vann moved to approve the payment of claims #24 13844 through #23 13915, in the amount of Four Hundred Seventy Thousand, Nine Hundred Forty-Three Dollars and Forty-Three Cents (\$470,943.43) and approve the December 7, 2023 meeting minutes. Director Knight seconded the motion, and it was unanimously approved by the following vote:

Ayes: Directors Amaro, Bransford, Knight and Vann

Absent: Director Dennis

BUSINESS ITEMS

Review and Consider Approval of Resolution No. 2024-01 Approving an Amendment to the Glenn-Colusa Irrigation District Investment Policy Allowing for Investment in the California Asset Management Program

Finance Director Jarvis explained that the District's Investment Policy (Policy) is reviewed and readopted on an annual basis and was most recently readopted, with minor changes, on September 21, 2023. The Policy itemizes the specific types of securities that the District is permitted to invest in and states "if a type of security is not specifically authorized by this Policy, it is not an authorized and permitted investment."

For many years, the District has invested in the Local Agency Investment Fund (LAIF) managed by the State Controller's Office. LAIF is an investment pool that government entities are allowed to participate in. LAIF is very useful in managing the District's funds in that it offers a very high degree of investment safety, provides for same-day liquidity, and typically generates a reasonable return on the funds invested.

The California Asset Management Program (CAMP) is a joint powers authority local government investment pool authorized by Government Code Section 6509.7. CAMP was established in 1989, is governed by a seven-member Board of Trustees, is managed by PFM Asset Management, and has over \$14 billion in assets in the investment pool as of September 30, 2023. Finance Director Jarvis shared the similarities and differences between LAIF and CAMP including the yield spread. He explained that the District currently has approximately \$11 million in the LAIF pool, and the yield spread between CAMP (5.56% annualized yield) and LAIF (3.78% annualized yield) is currently 1.78 percentage points (178 basis points). Based on the \$11 million invested in the pool, the additional yield currently offered by CAMP would generate approximately \$16,300 in additional interest revenue on a monthly basis compared to LAIF.

Staff recommends that the Board adopt Resolution No. 2024-01 approving an amendment to the Policy to allow for investment in CAMP. Adding CAMP as a permitted investment will add a cash management tool that the District can utilize when it is beneficial to do so. Staff will be able to transfer funds from LAIF to the District's bank account and then to CAMP (and vice-versa) in two or three days to benefit from whichever pool is generating the greater yield. Staff intends to transfer funds from one pool to the other only when the yield spread is significant enough to warrant transferring the funds. Investing funds in CAMP poses no greater risk than investing funds in LAIF.

Director Knight moved to approve Resolution No. 2024-01 approving an amendment to the Glenn-Colusa Irrigation District Investment Policy allowing for investment the California Asset Management Program. Director Bransford seconded the motion and it was unanimously approved by the following vote:

Ayes: Directors Amaro, Bransford, Knight and Vann

Absent: Director Dennis

The Resolution is attached to the minutes as Attachment A.

Review and Consider Authorization to Execute Documents Necessary for Participation in the State of California's Purchase Card Program (Cal-Card)

Finance Director Jarvis explained that the District has business credit cards issued by First National Bank of Omaha. There are currently ten cards issued with a combined credit limit of \$30,000. Per the District's Credit Card Use & Expense Reimbursement Policy, credit cards are intended only to be used for travel expenses or when a vendor will not accept a purchase order.

Cal-Card is the State of California's purchasing card program and is administered by U.S. Bank. Both credit cards and purchasing cards work in the same way to issue a payment to a vendor. Purchasing cards differ from credit cards in that they do not provide a revolving line of credit, the balance of the charges must be paid in full each billing cycle, they provide additional methods to restrict purchases such as the ability to block purchases from specific types of vendors and allowing for daily, weekly, and monthly charge limits on specific cards.

More than 2,000 government agencies in California participate in the Cal-Card program. Participation in the Cal-Card program involves no fees or interest charges and offers additional benefits compared to the District's existing business cards. Those benefits include: invoices that are due 45 days from the invoice date which is beneficial when Board meetings are canceled; a 1.35% cash rebate on all purchases, with a potential to increase to 1.80% based on early payment; permanently restricted merchant categories such as money order or cash advance providers; the ability to provide employees digital cards in minutes if necessary; and one combined monthly statement for the program rather than separate statements for each card like the current program.

Due to the additional benefits provided by the Cal-Card program, staff recommends that the Board authorize execution of the necessary documents to participate in the program. Once the Cal-Card program is effective the District's credit cards issued by First National Bank of Omaha will be canceled.

Director Vann moved to approve the authorization to execute documents necessary for participation in the State of California's purchase card program (Cal-Card). Director Knight seconded the motion and it was unanimously approved by the following vote:

Ayes: Directors Amaro, Bransford, Knight and Vann

Absent: Director Dennis

ADMINISTRATION
Department Reports
Maintenance

Maintenance Superintendent Richardson reported that the Maintenance Department has continued installing meter turnouts, removed panels from several weirs in preparation for possible storm water, installed 32-2a flume pipe and form floor/wall, repaired erosion on the 'A' drain, continued installation of tailboxes on existing turnouts to support water measurement, completed graveling the 48-1 bank for access during wet weather, completed culvert replacement in coordination with Colusa County at 43-1-05R/Riordan Road. He also reported that he met with Glenn County to tour four failed culvert sites, coordinated with GCID staff on plans for the 32-2a drain flume, participated in the 48-1 modernization pre-construction meeting, and scheduled the removal of the old Tuttle Check structure with Franklin Construction to begin on January 20th.

Water

Water Operations Superintendent Henderson reported that the Main Canal is currently at 750 cubic feet per second. The winter maintenance shutdown period begins on Sunday, January 7, 2024. The Water Department has been communicating and coordinating with water users to ensure all final water orders have been scheduled to occur prior to the shutdown date. Mr. Henderson provided a report back to the Board regarding a Public Participation comment from the December 7, 2023, Board meeting. Mr. Elias Ortiz, a GCID water user expressed concerns about water usage figures and a potential need for reimbursement from the District for his pasture in 2022. After meeting with Mr. Ortiz and gathering data from GCID Water Operators in that area, it was determined that the District did not owe Mr. Ortiz any reimbursement.

(Director Dennis arrived at 9:29 a.m.)

Engineering

Assistant Engineer Privitera reported that the Engineering Department has been coordinating activities related to the Lateral 48-1 modernization project including discussion of site plans for all structures, completing design sets for each of the new structures, and inspecting the sites when the water levels are down. He also reported that the Engineering Department has assisted with Ranch Weir, Lateral 32-2a Flume and Check improvements, and the County Road U culvert failure replacement.

INFORMATION REPORTS

Board Member Report

Director Vann reported that he participated in the Northern California Water Association (NCWA) Executive Board meeting where discussion took place regarding the many changes at the State Capitol.

Director Knight reported that he participated in the Colusa Basin Drain meeting where Herb Holzapfel received the bid to run the ranch. Lance Boyd has also retired and they are looking for someone to replace his seat on the Colusa Basin Drain Board of Directors.

Manager's Report

Interim General Manager Krzys reported that there are several Groundwater Authorities that are still not in compliance. If compliance requirements are not met by April 30, 2024, they run the risk of the State taking over the duties of the Groundwater Authorities.

Interim General Manager Krzys reported that the District has performed the final review for a search firm to recruit a District Engineer. Sequence Staffing is based out of Roseville and has a Construction Engineering and environmental focus.

Interim General Manager Krzys reported that Provost & Pritchard will be assisting with the Lurline Check project tasks.

Interim General Manager Krzys reported that the District received a Public Records request regarding information on our SCADA towers. The information was gathered and sent to the appropriate parties.

Interim General Manager Krzys reported that staff have completed the Worker II classifications and opened the opportunity for staff to apply.

Communications Report

CV Strategies Tara Bravo provided an update on recent tasks as well as completed deliverables throughout 2023. This included several recruitment brochures, District updates, District Rules & Regulations pamphlet design, Modernization & Automation handout, and informational postcards.

Attorney's Report

None.

Other Business

Administrative Services Manager Alves reported that 24 online applications for the GCID General Manager position have been received. The application deadline is January 18, 2024.

The meeting adjourned at 9:55 a.m.

Respectfully Submitted,

Greg Krzys
Secretary

Attest a true record of proceedings made and taken at the above foregoing meeting our consent thereto and our presence thereat.

Donald R. Bransford

Peter Knight

John Amaro

Logan Dennis

Blake Vann

GLENN-COLUSA IRRIGATION DISTRICT

Disclosure of Reimbursements of Amounts to Employees or Board Members

Employee/Director Name	Date	Purpose of Reimbursement	Amount
Holly Dawley	10/19/2023	Reimbursement meals Gravel Bar Project-employees	\$220.48
Holly Dawley	10/18/2023	Reimbursement Sac River TAC Meeting	\$615.76
		TOTAL	\$836.24

12/31/2023
 Dated

2023
 Calendar Year

California Government Code Section 53065.5
 Each special district, as defined by subdivision (a) of Section 56036, shall, at least annually, disclose any reimbursement paid by the district within the immediately preceding fiscal year of at least one hundred dollars (\$100) for each individual charge for services or product received. "Individual charge" includes, but is not limited to, one meal, lodging for one day, transportation, or a registration fee paid to any employee or member of the governing body of the district. The disclosure requirement shall be fulfilled by including the reimbursement information in a document published or printed at least annually by a date determined by that district and shall be made available for public inspection.

Agenda Title:

Review and Consider Approval of Resolution No. 2024-02 Approving the Filing of Applications for Elective Coverage of State Disability Insurance Pursuant to California Unemployment Insurance Code Section 710.5 for Unrepresented Employees, Employees in the Office Unit, and Employees in the Glenn-Colusa Irrigation District Unit and Authorizing the Board President to Sign the Applications on Behalf of the Board

Discussion:

For many years, the District has provided both short-term disability insurance and long-term disability insurance coverage for employees. Coverage for both short-term disability and long-term disability has been provided through insurance contracts purchased through a broker. During the labor negotiations that recently concluded, the District agreed to provide coverage for all employee groups through the State Disability Insurance (SDI) program as soon as administratively feasible. SDI is a replacement for the existing short-term disability insurance coverage. The District will continue to provide long-term disability coverage for employees via privately purchased insurance.

SDI and the existing short-term disability insurance are similar in that they both offer partial wage replacement for employees who are not able to work for specified reasons. Additionally, both SDI and the existing short-term disability insurance provide a similar level of wage replacement—the SDI benefit is between 60% to 70% of the employee’s normal wages and the existing short-term disability insurance is 67%. However, compared to the existing short-term disability insurance, SDI does offer the expanded or additional benefits listed below:

- The waiting period for the commencement of benefits for SDI is 7 calendar days whereas with the existing short-term disability insurance it is 60 calendar days. Reducing the waiting period results in employees having greater leave balances available to supplement the disability benefit payment and allows them to maintain full wage replacement for a longer period.
- SDI coverage lasts for 52 weeks whereas coverage under the existing short-term disability insurance lasts for 26 weeks. Both SDI and the existing short-term disability insurance coordinate with the District’s long-term disability insurance.
- SDI offers a Paid Family Leave (PFL) benefit, whereas the existing short-term disability insurance does not. PFL offers the same rate of partial wage replacement for a period up to eight weeks (may be non-consecutive) and may be used to by the employee to care for an ill family member or bond with a new child.

Because of these expanded and additional benefits, each employee group communicated their preference for the SDI program over the existing short-term disability insurance coverage during the recent labor negotiations.

Currently, the District pays for both the short-term and long-term disability insurance with no contribution on the part of employees. Statute requires that SDI coverage be funded via payroll deductions. Therefore, forgoing the existing short-term disability insurance and electing SDI coverage will result in a cost to employees and savings to the District. The current SDI withholding

rate is 1.1% of employee wages. The withholding rate is adjusted effective January 1 of each year and is generally between 0.8% and 1.2% of employee wages.

The SDI applications for elective coverage require both a resolution from the governing body approving the filing of the applications and a signature from at least one member of the governing body.

Fiscal Impact:

As a result of forgoing short-term disability insurance coverage purchased through a broker and changes to the long-term disability coverage that result from SDI offering a longer period of coverage than the existing short-term disability insurance, the District is expected to realize a savings of approximately \$27,000 annually.

Recommendation:

Adopt Resolution No. 2024-02

Attachments:

- Resolution No. 2024-02

**GLENN-COLUSA IRRIGATION DISTRICT
RESOLUTION NO. 2024-02**

**RESOLUTION OF THE GLENN-COLUSA IRRIGATION DISTRICT BOARD OF DIRECTORS
APPROVING THE FILING OF APPLICATIONS FOR ELECTIVE COVERAGE OF STATE DISABILITY
INSURANCE PURSUANT TO CALIFORNIA UNEMPLOYMENT INSURANCE CODE SECTION 710.5
FOR UNREPRESENTED EMPLOYEES, EMPLOYEES IN THE OFFICE UNIT, AND EMPLOYEES IN
THE GLENN-COLUSA IRRIGATION DISTRICT UNIT AND AUTHORIZING THE BOARD PRESIDENT
TO SIGN THE APPLICATIONS ON BEHALF OF THE BOARD**

The Board of Directors of Glenn-Colusa Irrigation District (GCID) hereby finds and declares as follows:

WHEREAS, the California State Disability Insurance Program (SDI) provides Disability Insurance and Paid Family Leave (PFL) wage replacement benefits to eligible workers who need time away from their jobs due to specified circumstances; and

WHEREAS, employees who participate in SDI are eligible to receive partial wage replacement for up to 52 weeks per year for a qualifying disability and up to 8 weeks per year of PFL wage replacement benefits to care for a seriously ill child, parent, parent-in-law, grandparent, grandchild, sibling, spouse, or registered domestic partner or to bond with a new child entering the family by birth, adoption, or foster care placement; and

WHEREAS, the short-term disability insurance currently provided to all GCID employees has a similar level of disability benefits as SDI but a considerably longer waiting period prior to the benefits starting; and

WHEREAS, GCID employees do not currently enjoy a benefit like that provided by PFL; and

WHEREAS, the unrepresented employees of GCID have communicated a preference to participate in the SDI program at their own expense; and

WHEREAS, pursuant to Unemployment Insurance Code section 710.5, a public agency may elect SDI coverage for unrepresented employees by applying for such coverage with the State Employment Development Department; and

WHEREAS, the Glenn-Colusa Irrigation District Office Unit (Office Unit) is a recognized employee organization and has negotiated a Memorandum of Understanding in good faith with GCID whereby GCID has agreed to provide coverage through the SDI program as soon as administratively feasible with the understanding that such coverage will result in a cost to Office Unit employees; and

WHEREAS, the United Public Employees of California Local 792—Glenn-Colusa Irrigation District Unit (GCID Unit) is a recognized employee organization and has negotiated a Memorandum of Understanding in good faith with GCID whereby GCID has agreed to provide coverage through the SDI program as soon as administratively feasible with the understanding that such coverage will result in a cost to GCID Unit employees; and

WHEREAS, pursuant to Unemployment Insurance Code section 710.5, a public agency may elect SDI coverage for employees represented by recognized employee organizations such as the Office Unit and the GCID Unit provided the election is the result of a negotiated agreement between the public agency and the recognized employee organization.

NOW, THEREFORE, BE IT RESOLVED by the Board of Directors of GCID as follows:

1. The Board of Directors approves the filing of applications for elective coverage of State Disability Insurance pursuant to California Unemployment Insurance Code section 710.5 for unrepresented employees and employees in the Office Unit and the GCID Unit and authorizes the Board President to sign the applications on behalf of the Board.
2. The Finance Director is authorized to execute and submit any and all additional information necessary to the State of California in order to effectuate the intent of this Resolution.

PASSED AND ADOPTED this eighteenth day of January 2024 by the following vote of the Board of Directors:

Ayes:

Absent:

Noes:

Abstain:

* * *

I, Greg Krzys, Secretary to the Board of Directors of Glenn-Colusa Irrigation District, hereby certify that the foregoing Resolution was introduced at a regular meeting of the Board of Directors of said District, held on the eighteenth day of January 2024, as was adopted at that meeting by unanimous vote.

IN WITNESS WHEREOF, I have set my hand and the seal of the District this eighteenth day of January, 2024.

Greg Krzys, Secretary
Board of Directors
Glenn-Colusa Irrigation District

AGENDA MEMO

January 18, 2024 | Department Report

Agenda Title:

Maintenance Department Report for January 18, 2024

Discussion:

Maintenance Operations

- Continue installing meter turnouts (48-1)
- Remove remaining weir panels after canal shutdown
- Clean and paint worn weir panels
- Haul gravel removed from Main Canal at Stony Creek to Deep Well (12-4 HG)
- Begin 48-1 modernization

Administrative

- 48-1 modernization coordination
- Tuttle Check removal contract
- Level 2 applications reviewed
- Cintas meetings (Bid for rental workwear)
- Leadership development discussions

Attachments:

- None

AGENDA MEMO

DATE January 18, 2024 | Agenda Item No.6 [a]

Agenda Title:

Water Department Report for January 18, 2024

Operations:

- Shasta Storage 3.15 MAF
- Keswick Release 5,360 CFS
- Pump Station off

Attachments:

- Daily CVO Report
- GCID 2019/2023 Inflow Outflow Comparison

Water Information Links:

Shasta inflow <https://www.cnrfc.noaa.gov/ensembleProduct.php?id=SHDC1&prodID=9>

Sac River Flows https://cdec.water.ca.gov/stage_maps/uprsac_0hr.html

Storage Levels <https://cdec.water.ca.gov/reportapp/javareports?name=rescond.pdf>

8 stage index https://cdec.water.ca.gov/cgi-progs/products/PLOT_ESI.pdf



January 11, 2024

Reservoir Releases in Cubic Feet/Second

Reservoir	Dam	WY 2023	WY 2024	15 Yr Median
Trinity	Lewiston	312	309	302
Sacramento	Keswick	4,321	5,061	4,071
Feather	Oroville(SWP)	950	1,750	1,750
American	Nimbus	18,273	1,744	1,775
Stanislaus	Goodwin	992	1,002	282
San Joaquin	Friant	6,379	427	406

Storage in Major Reservoirs in Thousands of Acre-Feet

Reservoir	Capacity	15 Yr Avg	WY 2023	WY 2024	% of 15 Yr Avg
Trinity	2,448	1,300	653	1,319	101
Shasta	4,552	2,553	1,995	3,154	124
Folsom	977	422	408	463	110
New Melones	2,420	1,344	830	1,984	148
Fed. San Luis	966	538	346	806	150
Total North CVP	11,363	6,156	4,232	7,726	125
Millerton	521	291	431	253	87
Oroville (SWP)	3,538	1,748	1,731	2,448	140

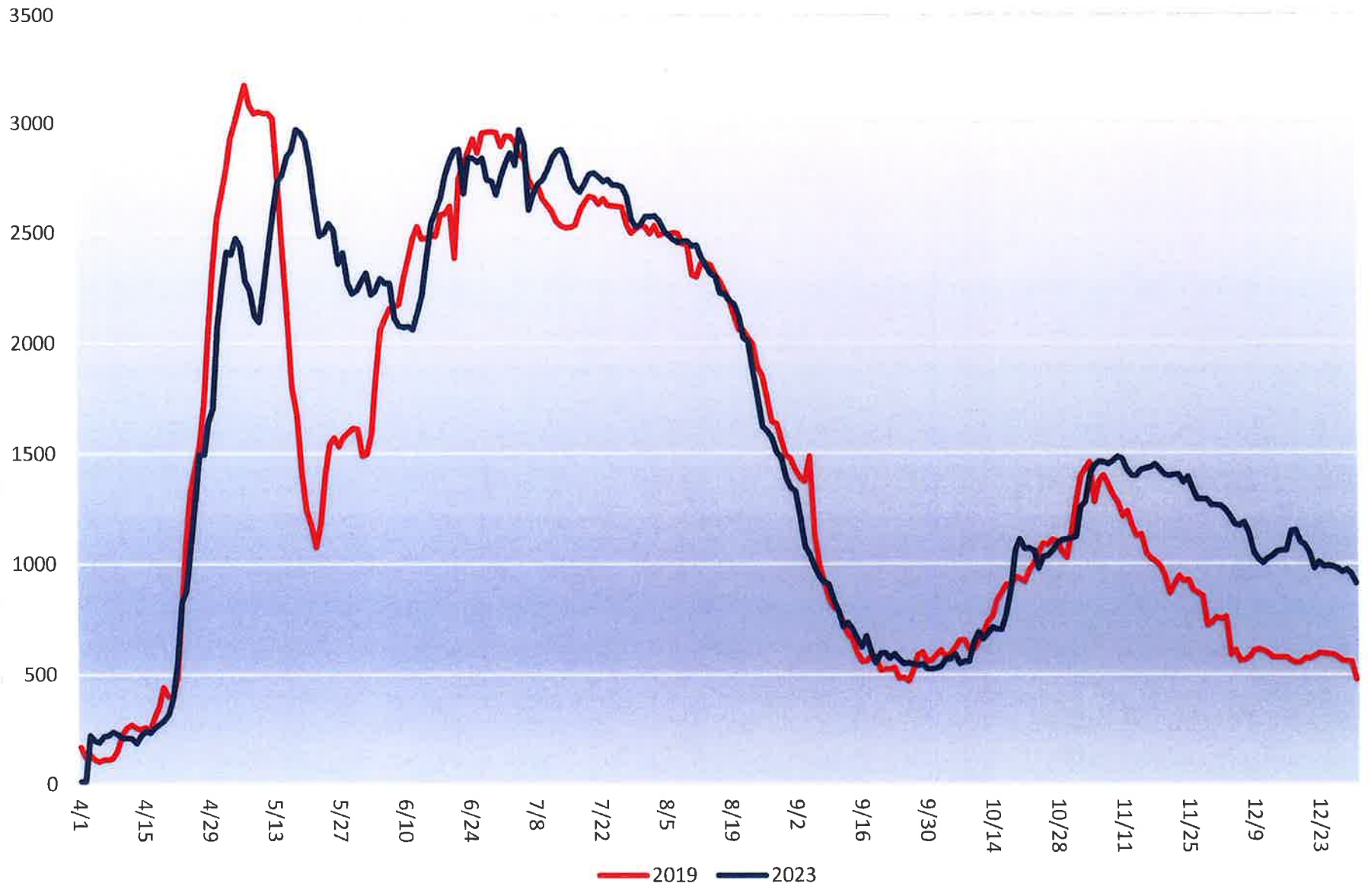
Accumulated Inflow for Water Year to Date in Thousands of Acre-Feet

Reservoir	Current WY 2024	WY 1977	WY 1983	15 Yr Avg	% of 15 Yr Avg
Trinity	170	140	667	166	102
Shasta	846	1,009	2,945	1,079	78
Folsom	265	369	1,500	497	53
New Melones	178	---	329	188	94
Millerton	340	261	284	211	161

Accumulated Precipitation for Water Year To Date in Inches

Reservoir	Current WY 2024	WY 1977	WY 1983	Average (N Years)	% of Average	Last 24 Hours
Trinity at Fish Hatchery	10.84	11.66	25.09	13.84 (64)	78	0.15
Sacramento at Shasta Dam	18.53	14.87	47.60	24.54 (69)	76	0.27
American at Blue Canyon	9.00	---	61.98	26.85 (50)	34	0.04
Stanislaus at New Melones	6.53	---	17.83	10.76 (47)	61	0.73
San Joaquin at Huntington Lk	4.18	11.50	26.40	15.16 (51)	28	0.41

Total Inflow



Outflow

1200

1000

800

600

400

200

0

4/1

4/15

4/29

5/13

5/27

6/10

6/24

7/8

7/22

8/5

8/19

9/2

9/16

9/30

10/14

10/28

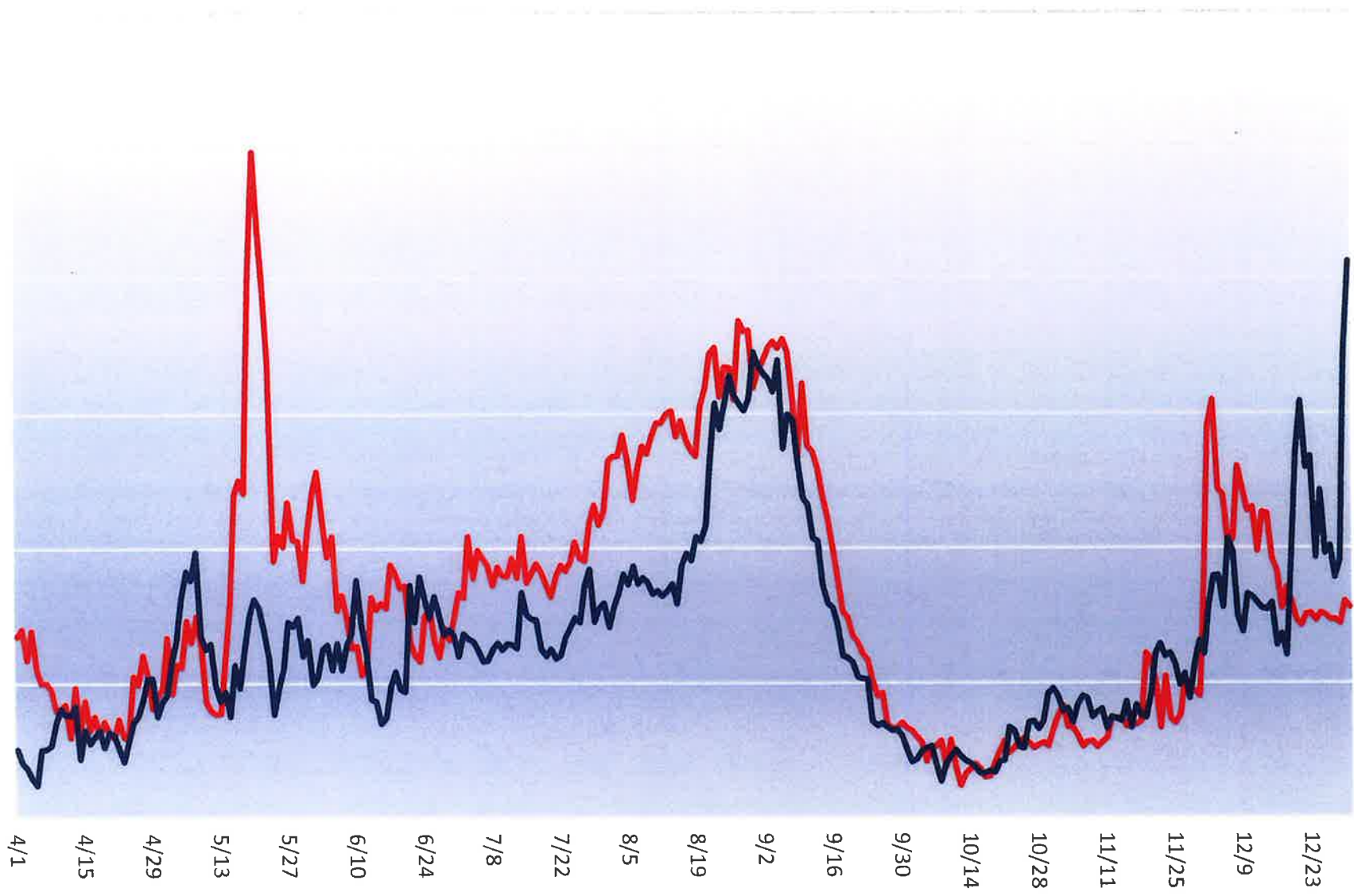
11/11

11/25

12/9

12/23

— 2019 — 2023



GCID's Water Use For 2023	Permit No. A030838			Contract No. 14-06-200-955A-R-1								Permit No. A030838		
	Jan	Feb	Mar	April	May	June	July	August	September	October	Nov	Dec		
	Totals	Acre Feet			Acre-Feet								Acre Feet	
Stony Cr. Meters	851,514	915	4,297	4,461	34,129	150,042	132,828	161,681	124,709	43,489	48,264	81191	65508	
Wasteway	9,214	0	0			594	3,762	4,858	0	0	0	0		
Williams Crosstie	17,769	0	463	456	1,511	2,481	2,739	2,613	2,216	1,962	1,961	1149	218	
Etchepare (Turn-Outs 67.93L & 68.21L)	302	0	0		53	60	49	71	15	15	35	4		
Red Stick	16								0	0	16	0		
Refuge (Credit)	104,731	1,078	1,541	3,352	2,740	7,934	7,838	8,971	7,993	12,742	21,538	17124	11882	
Princeton-Codora-Glenn (Credit)	0	0	0											
Wheeling to Myers Marsh MWC (Credit)	49	0	0		0	6	15	4	14	10	0	0	0	
Willow Creek Mutual (Credit)	932	0	0		0					187	362	348	35	
Total GCID Monthly Water Use	768,466	-163	3,219	1,565	32,953	145,237	131,525	160,248	118,933	32,527	28,362	64,872	53,809	

In-Basin Transfer (Included In the Stony Cr. Meter Number)	Totals	Acre Feet			Acre-Feet								Acre Feet	
Knight Farms (140.7 Acres Rice)	1,156	N/A	N/A	N/A	0	134	324	347	311	40	0	N/A	N/A	
LeGrande (85.9 Acres Almonds)	142	N/A	N/A	N/A	0	21	42	28	20	12	19	N/A	N/A	
Zumwalt (303.5 Acres Rice)	2,106	N/A	N/A	N/A	0	522	99	789	696	0	0	N/A	N/A	
Red Stick	295								89	138	68	N/A	N/A	
Total In-Basin Water Use	3,404	N/A	N/A	N/A	0	677	465	1,164	1,116	190	87	N/A	N/A	

PG&E Project Water	Totals	Acre Feet			Acre-Feet								Acre Feet	
Monthly Use	52	0	0	0	1	2	3	13	14	10	9	3	2	
Jan/Mar 2022 (payback)	3	1	1	1	N/A	N/A	N/A	N/A	N/A	N/A	N/A	3	2	
Total PG&E Project Water Use for 2023	55	1	1	1	1	2	3	13	14	10	9	3	2	

CDMWC Drain Water Transfer (PUMPED)	Totals	Acre Feet			Acre-Feet								Acre Feet	
Base Supply		N/A	N/A	N/A								N/A	N/A	
Project Water		N/A	N/A	N/A								N/A	N/A	
Total CDMWC Water Use for 2023		N/A	N/A	N/A								N/A	N/A	

GCID's Water Use For 2024	Permit No. A030838			Contract No. 14-06-200-955A-R-1								Permit No. A030838		
	Jan	Feb	Mar	April	May	June	July	August	September	October	Nov	Dec		
	Totals	Acre Feet			Acre-Feet								Acre Feet	
Stony Cr. Meters	12,783	12,783												
Wasteway	0	0												
Williams Crosstie	0	0												
Etchepare (Turn-Outs 67.93L & 68.21L)	0	0												
Red Stick	0	0												
Refuge (Credit)	2,158	2,158												
Princeton-Codora-Glenn (Credit)	0	0												
Wheeling to Myers Marsh MWC (Credit)	0	0												
Willow Creek Mutual (Credit)	0	0												
Total GCID Monthly Water Use	0	10,625	0	0	0	0	0	0	0	0	0	0		

In-Basin Transfer (Included In the Stony Cr., Meter Number)	Totals	Acre Feet			Acre-Feet								Acre Feet	
Knight Farms (140.7 Acres Rice)	0	N/A	N/A	N/A									N/A	N/A
LeGrande (85.9 Acres Almonds)	0	N/A	N/A	N/A									N/A	N/A
Zumwalt (303.5 Acres Rice)	0	N/A	N/A	N/A									N/A	N/A
Red Stick	0												N/A	N/A
Total In-Basin Water Use	0	N/A	N/A	N/A	0	0	0	0	0	0	0	0	N/A	N/A

PG&E Project Water	Totals	Acre Feet			Acre-Feet								Acre Feet	
Monthly Use	0	0	0											
Jan/Mar 2022 (payback)	0				N/A	N/A	N/A	N/A	N/A	N/A	N/A	N/A		
Total PG&E Project Water Use for 2023	0	0			0	0	0	0	0	0	0	0	0	0

CDMWC Drain Water Transfer (PUMPED)	Totals	Acre Feet			Acre-Feet								Acre Feet	
Base Supply		N/A	N/A	N/A									N/A	N/A
Project Water		N/A	N/A	N/A									N/A	N/A
Total CDMWC Water Use for 2023		N/A	N/A	N/A									N/A	N/A

January 2024

SRSC Diversion Report					
	Main Diversion (\$\$)	Refuge	Maxwell Intertie	TC 24 Hr Avg.	GCID Total
1	867.00	132.00	-	-	735.00
2	853.00	127.00	-	-	726.00
3	838.00	130.00	-	-	708.00
4	787.00	127.00	-	-	660.00
5	772.00	126.00	-	-	646.00
6	750.00	126.00	-	-	624.00
7	607.00	70.00	-	-	537.00
8	579.00	113.00	-	-	466.00
9	318.00	108.00	-	-	210.00
10	71.00	47.00	-	-	24.00
11		56.00	-	-	(56.00)
12			-	-	-
13			-	-	-
14			-	-	-
15			-	-	-
16			-	-	-
17			-	-	-
18			-	-	-
19			-	-	-
20			-	-	-
21			-	-	-
22			-	-	-
23			-	-	-
24			-	-	-
25			-	-	-
26			-	-	-
27			-	-	-
28			-	-	-
29			-	-	-
30			-	-	-
31			-	-	-
Total CFS	6,442.00	1,162.00	-	-	5,280.00
Total AF	12,774.49	2,304.25	-	-	10,470.24

Note: Columns in yellow on the spreadsheet are the numbers reported on the SRSC Web Portal

*Main Diversion(Stony Creek Siphon) - Refuge Deliveries = Hamilton City Pump Station

**TC Diversion is average of 24 hour total

***GCID Total = Total of all diversions for the month - Refuge Deliveries

Agenda Title:

Engineering Department Report

Discussion:

The tasks below address the key work that the Engineering Department has undertaken since the previous Board Meeting report on January 3, 2024. Updates pertain to the following:

📌 **Projects**

- Lateral Modernization Projects
 - Lateral 48-1
 - Coordinate with maintenance to set grade.
 - Assist the maintenance department as construction starts.
- Ranch Weir
 - Inspect final installation of the walkway and I-Beam board bays.
 - Set grade flags for the private landowner dirt haul to raise the canal banks.
- Lateral 32-2a Flume 3+80 and 32-2a Check 6+65 Improvements
 - Designs are complete.
 - Coordinate with maintenance to get the site prepped for more thorough inspection.
 - Conduct a site meeting with on-site crew to establish be project steps.
- Drain Siphon(s)
 - Preparing to survey, design and install new structures.
- Chico State GIS Update Coordination
 - Contract has been signed.
 - Coordinate setup of training and data delivery.
- Assumption of O&M Responsibility for Private Laterals
 - P&P is creating a task order for the districts review.
 - District staff will review and consider the proposal.
- Representing GCID at AgShowcase in SLO, CA in an effort to spread word about employment opportunities (mainly internships) – Shasta.

📌 **Planning**

- Learn the workflows and software for the new GPS equipment engineering purchased.
- Meetings to coordinate river repair and gradient facility improvements.
- Discussing mapping improvements and training with Chico State/GIC Department.
- Coordinate with Deseret Farms to gain access to the property to conduct GPS easement survey.
- Create a bid package for scanning historic engineering documents.

- Review water measurement data in coordination with the water department.
- Identify locations that require a dedicated flow measurement device.
- Keep a pulse on the long-term, large-scale capital improvement projects (ECB and Lurline Check).
- Various training to improve workflow efficiency.
- Continuing responsibilities on the GGA TAC.

AGENDA MEMO

January 18, 2024 | Agenda Item No. 6.B.i-iii.

Agenda Title:

Treasurer's Reports

- i. Filing of December Treasurer's Report
- ii. Filing of December Financial Report
- iii. Filing of December Damage Claims Report

Attachments:

- December Treasurer's Report
- December Financial Report
- December Damage Claims Report

GLENN-COLUSA IRRIGATION DISTRICT TREASURER'S REPORT
December 31, 2023

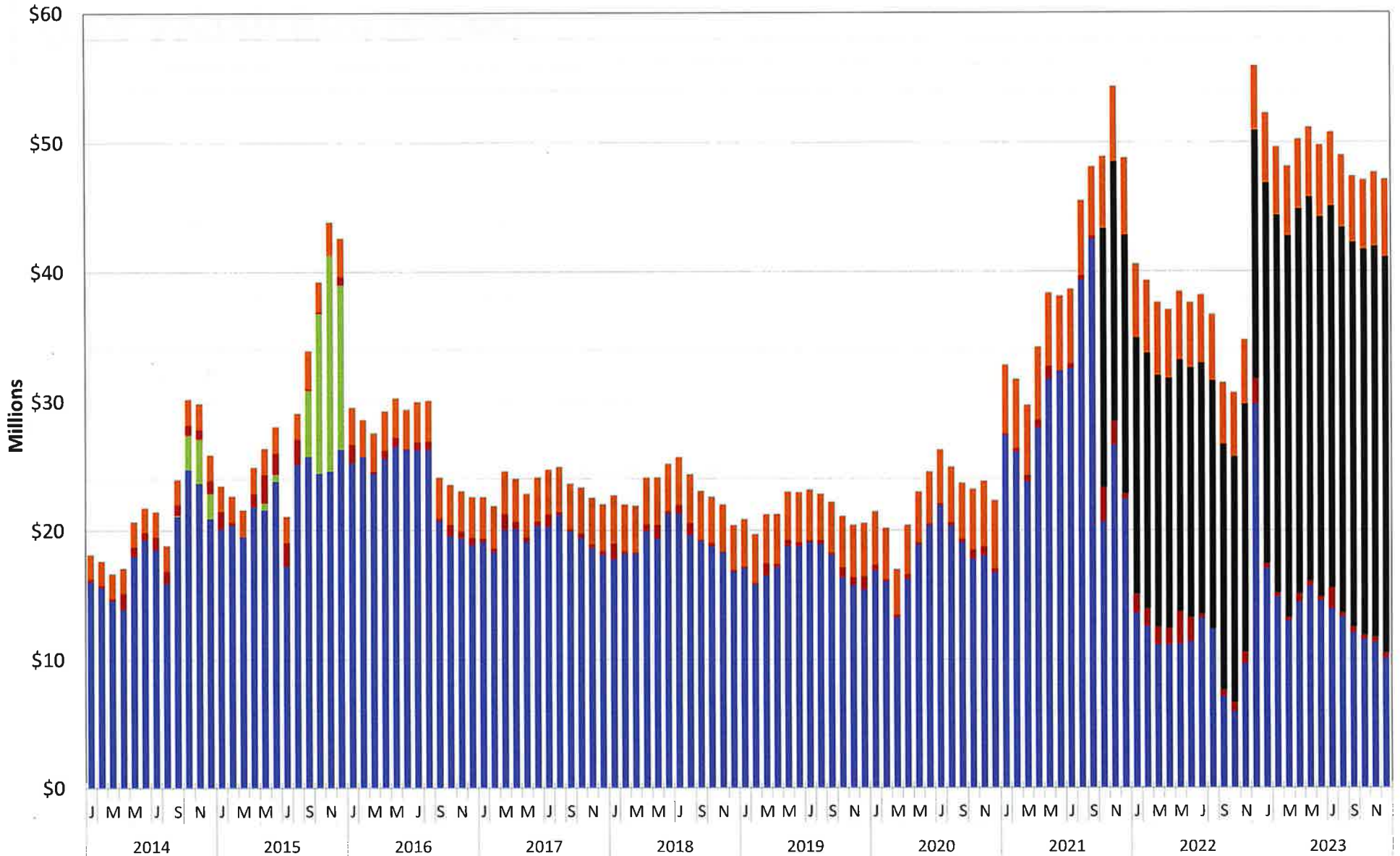
District Investments and Deposits

Account	Type of Investment	Issuer	Maturity	Cost	Market Value	Yield	Source of Valuation
General Fund Checking	Demand Deposit	U.S. Bank	N/A	\$420,377.24	\$420,377.24		Statement
Payroll Checking	Demand Deposit	U.S. Bank	N/A	-\$1,684.48	-\$1,684.48		Statement
Operations Fund	Demand Deposit	U.S. Bank	N/A	\$29,884.37	\$29,884.37		Statement
Cafeteria Plan Checking	Demand Deposit	U.S. Bank	N/A	\$47,689.22	\$47,689.22		Statement
LAIF	State Investment Pool	Various	N/A	\$10,097,116.91	\$10,097,116.91	3.929%	Statement
Managed Portfolio	Fixed Income Portfolio	Various	Various	\$30,000,000.00	\$30,601,326.73	3.323%	Statement
GASB 75 Trust				\$3,082,000.00	\$5,974,361.83		Statement
		Sub-total:		\$43,675,383.26	\$47,169,071.82		
Pension Trust Fund	Pension Plan	Morgan Stanley	N/A	\$5,787,897.75	\$7,789,181.91		Statement
				\$49,463,281.01	\$54,958,253.73		

All district investments are in compliance with the district's existing investment policy.

Based on the above investment data, GCID has the ability to meet cash flow requirements for the next 6 month period

MONTH END CASH / MARKET BALANCES





GPA Month End Report

GCID-Investment Core (277964)

Month End (M3 Y2024)

12/01/2023 - 12/31/2023

Dated: 01/11/2024

Locked Down



Table of Contents

Dated: 01/11/2024

<u>GPA Summary Dashboard (GCID-Investment Core (277964))</u>	1
<u>GPA Earnings Dashboard (GCID-Investment Core (277964))</u>	2
<u>GPA Earned Income Pivot (GCID-Investment Core (277964))</u>	4
<u>GPA Maturity Sectors (GCID-Investment Core (277964))</u>	5
<u>GPA Credit Event (GCID-Investment Core (277964))</u>	8
<u>GPA Holdings Report by Type (GCID-Investment Core (277964))</u>	9
<u>GPA Transaction Report (1) (GCID-Investment Core (277964))</u>	13
<u>GPA Cash Flow Report (GCID-Investment Core (277964))</u>	15



GPA Summary Dashboard

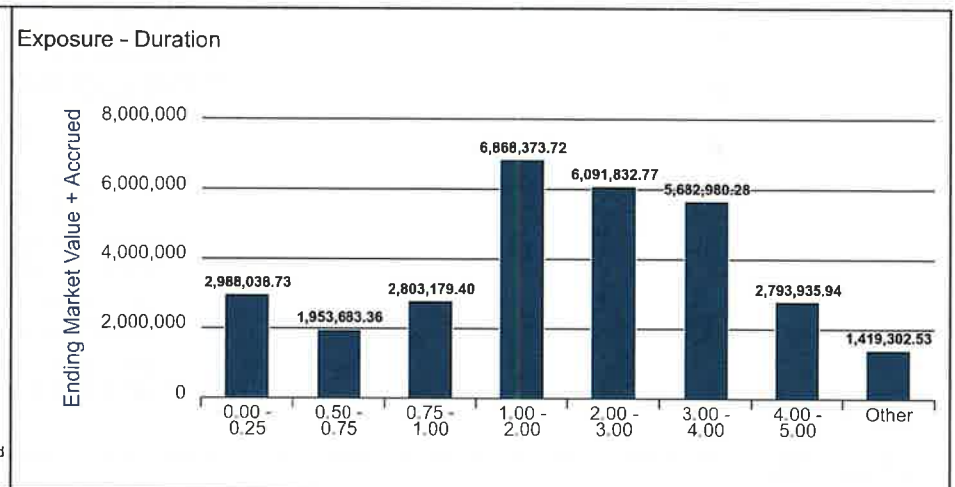
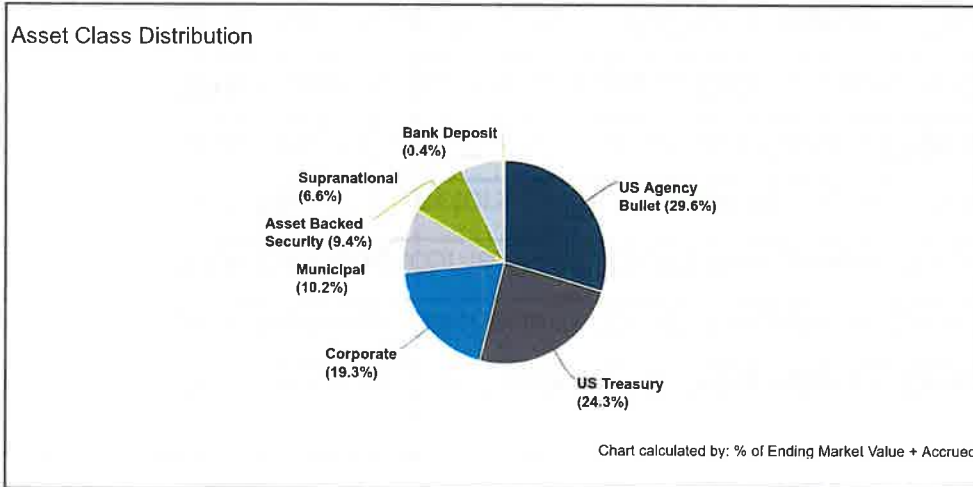
12/01/2023 - 12/31/2023

[Return to Table of Contents](#)

GCID-Investment Core (277964)

Dated: 01/11/2024

Cash and Fixed Income Summary		Risk & Return Metrics		Index Comparison Market Sector			
Asset Class	Ending Market Value + Accrued		Portfolio	Market Sector	Portfolio	Index	Difference
Money Market Funds	132,890.81	Book Yield	3.323	Government	30.927%	100.000%	-69.073%
Fixed Income	30,468,435.92	Effective Duration	1.998	Agency	29.642%	0.000%	29.642%
		Years to Maturity	2.251	Municipal	10.222%	0.000%	10.222%
		1 Year Key Rate Duration	0.224	Financial	5.912%	0.000%	5.912%
		Convexity	0.067	Industrial	13.422%	0.000%	13.422%
		Rating	AAA	Asset Backed	9.441%	0.000%	9.441%
				Cash	0.434%	0.000%	0.434%
Total	30,601,326.73						
Footnotes: 1,2,3		Footnote: 3		Footnotes: 4,5			



Index: ICE BofA 0-5 Year US Treasury Index.

1: * Grouped by: Asset Class. 2: * Groups Sorted by: 3: * Weighted by: Ending Market Value + Accrued. 4: * Grouped by: Market Sector. 5: * Weighted by: Ending Base Market Value + Accrued.



GPA Earnings Dashboard

12/01/2023 - 12/31/2023

[Return to Table of Contents](#)

GCID-Investment Core (277964)

Dated: 01/11/2024

Compliance

Status	Compliant
As of	12/31/2023

Reconciliation

Custody Reconciliation Status	Reconciled
Custody Last Reconciled For	01/10/2024
Trading System Last Reconciled For	12/12/2023

Interest Earnings

	GCID-Investment Core	Grand Total
Beginning Accrued	219,020.33	219,020.33
Coupon Income	81,358.92	81,358.92
Purchased Accrued	291.89	291.89
Sold Accrued	0.00	0.00
Ending Accrued	210,984.61	210,984.61
Interest Earned	73,031.32	73,031.32

Footnotes: 1,2,5

Accrual Activity

	GCID-Investment Core	Grand Total
Beginning Book Value	30,730,725.61	30,730,725.61
Purchases	638,652.04	638,652.04
Maturities/Sales/Calls	-1,353,152.45	-1,353,152.45
Net Amortization/Accretion Income	10,080.81	10,080.81
Net Realized Gain/Loss	0.00	0.00
Change In Cash, Payables, Receivables	853,902.52	853,902.52
Ending Book Value	30,821,686.01	30,821,686.01

Footnotes: 1,2,4

Accrual Earnings

	GCID-Investment Core	Grand Total
Interest Earned	73,031.32	73,031.32
Realized Gains/Losses	0.00	0.00
Net Amortization/Accretion Income	10,080.81	10,080.81
Earned Income	83,112.12	83,112.12
Custody Bank Fees	-187.43	-187.43
Management Fees	0.00	0.00
Clearwater Fee	---	---
Income After Fee	82,924.69	82,924.69
GPA Book Yield	3.323	3.323

Footnotes: 1,2,3

Fair Market Activity

	GCID-Investment Core	Grand Total
Beginning Market Value	29,988,029.26	29,988,029.26
Purchases	638,652.04	638,652.04
Maturities/Sales/Calls	-1,353,152.45	-1,353,152.45
Net Realized Gain/Loss	0.00	0.00
Amortization/Accretion Income	10,080.81	10,080.81
Change In Net Unrealized Gain/Loss	311,352.45	311,352.45
Change In Net Cash Receivable/Payable	853,902.52	853,902.52
Ending Market Value	30,390,342.12	30,390,342.12

Footnotes: 1,2,4

Fair Market Value

	GCID-Investment Core	Grand Total
Interest Earned	73,031.32	73,031.32
Change In Net Unrealized Gain/Loss	311,352.45	311,352.45
Net Amortization/Accretion Income	10,080.81	10,080.81
Net Realized Gain/Loss	0.00	0.00
Fair Market Earned Income	384,383.77	384,383.77

Footnotes: 1,2,6



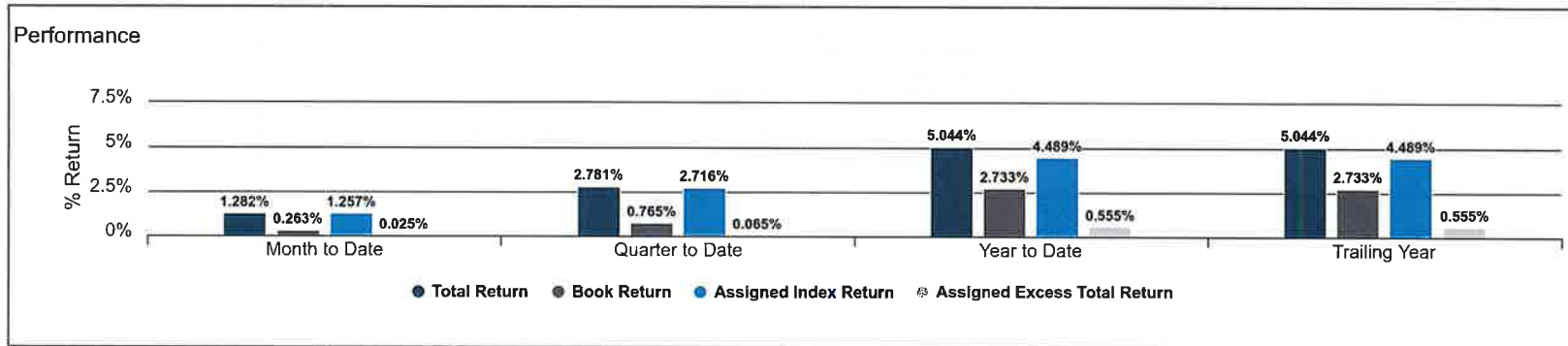
GPA Earnings Dashboard

12/01/2023 - 12/31/2023

GCID-Investment Core (277964)

Dated: 01/11/2024

[Return to Table of Contents](#)



Index: ICE BofA 0-5 Year US Treasury Index.

1: * Weighted by: Ending Market Value + Accrued. 2: * Pivoted by: Account. 3: * Formula Column: Earned Income = [Net Amortization/Amortization Income]+[Interest Earned]+[Realized Gains/Losses]. 4: * Formula Column: Maturities/Sales/Calls = [Maturities and Redemptions]+[Sales]. 5: * Formula Column: Coupon Income = [Coupons Paid]-[Beginning Cash Coupon Receivable]+[Ending Cash Coupon Receivable]. 6: * Formula Column: Fair Market Earned Income = [Interest Earned]+[Change In Net Unrealized Gain/Loss].



GPA Earned Income Pivot

12/01/2023 - 12/31/2023

[Return to Table of Contents](#)

GCID-Investment Core (277964)

Dated: 01/11/2024

	<i>GCID-Investment Core</i>	<i>Grand Total</i>
ACCRUAL EARNINGS SUMMARY		
Beginning Accrued	219,020.33	219,020.33
Purchased Accrued	291.89	291.89
Sold Accrued	0.00	0.00
Coupon Income	81,358.92	81,358.92
Beginning Coupon Receivable	0.00	0.00
Ending Coupon Receivable	0.00	0.00
Dividend Income	0.00	0.00
Ending Accrued	210,984.61	210,984.61
Interest Earned	73,031.32	73,031.32
Net Amortization/Accretion Income	10,080.81	10,080.81
Net Realized Gain/Loss	0.00	0.00
Earned Income with Gains	83,112.12	83,112.12

* Weighted by: Ending Market Value + Accrued. * Pivoted by: Account. * Holdings Displayed by: Lot.



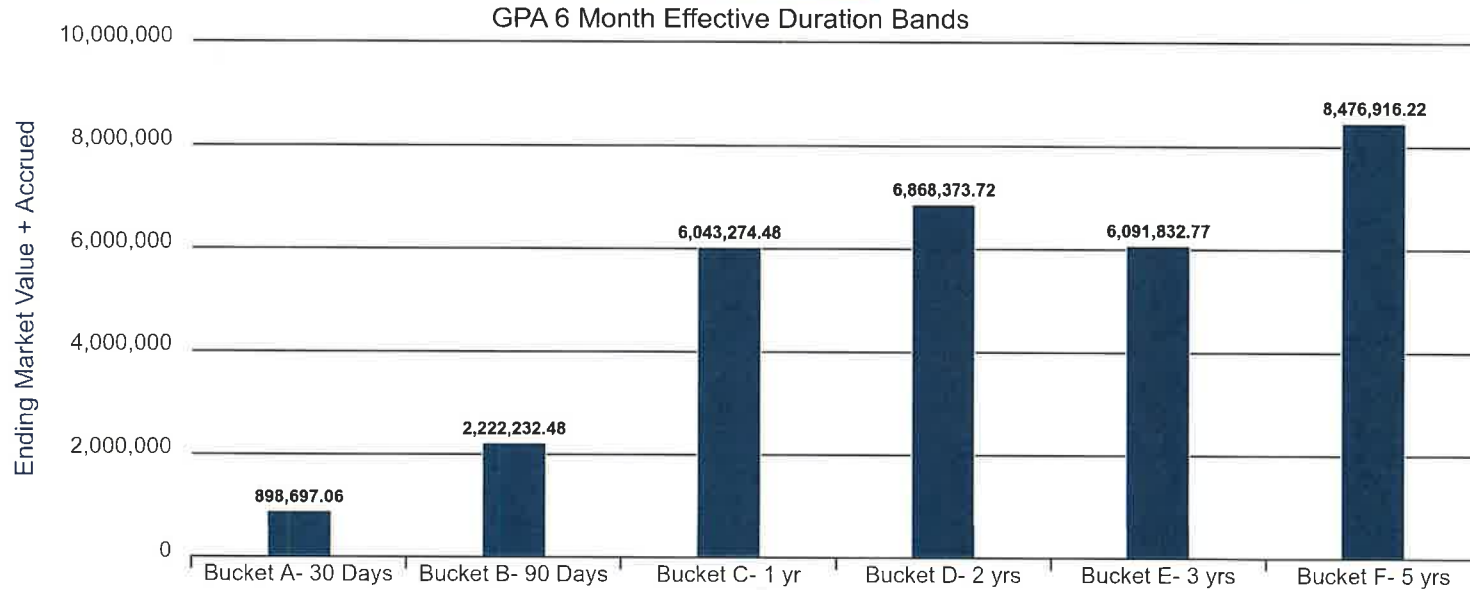
GPA Maturity Sectors

As of 12/31/2023

GCID-Investment Core (277964)

Dated: 01/11/2024

[Return to Table of Contents](#)



Bucket A- 30 Days

Account	Identifier	Description	Ending Current Units	Currency	Final Maturity	Security Type	Ending Market Price	Ending Yield	Duration	Convexity	Ending Market Value + Accrued
GCID-Investment Core	8AMMF0GA3	US Bank Liquidity Plus	132,890.81	USD	12/31/2023	MMFUND	1.0000	---	---	---	132,890.81
GCID-Investment Core	3130AUM92	FEDERAL HOME LOAN BANKS	750,000.00	USD	01/19/2024	AGCY BOND	99.9700	5.182	0.055	0.000	765,806.25
GCID-Investment Core	---	---	882,890.81	USD	01/16/2024	---	85.3353	5.182	0.055	0.000	898,697.06

Bucket B- 90 Days

Account	Identifier	Description	Ending Current Units	Currency	Final Maturity	Security Type	Ending Market Price	Ending Yield	Duration	Convexity	Ending Market Value + Accrued
GCID-Investment Core	594918BX1	MICROSOFT CORP	350,000.00	USD	02/06/2024	CORP	99.7510	5.251	0.104	0.001	353,181.45
GCID-Investment Core	3130AUM92	FEDERAL HOME LOAN BANKS	600,000.00	USD	02/08/2024	AGCY BOND	99.9460	5.396	0.108	0.000	611,592.67
GCID-Investment Core	91282CBM2	UNITED STATES TREASURY	500,000.00	USD	02/15/2024	US GOV	99.3790	4.914	0.130	0.000	497,131.07
GCID-Investment Core	3130ATUQ8	FEDERAL HOME LOAN BANKS	750,000.00	USD	03/08/2024	AGCY BOND	99.8860	5.274	0.190	0.001	760,327.29
GCID-Investment Core	---	---	2,200,000.00	USD	02/19/2024	---	99.7676	5.223	0.140	0.000	2,222,232.48

Bucket C- 1 yr

Account	Identifier	Description	Ending Current Units	Currency	Final Maturity	Security Type	Ending Market Price	Ending Yield	Duration	Convexity	Ending Market Value + Accrued
GCID-Investment Core	931142DP5	WALMART INC	300,000.00	USD	04/22/2024	CORP	99.3380	5.412	0.307	0.002	299,911.50
GCID-Investment Core	91282CCC3	UNITED STATES TREASURY	500,000.00	USD	05/15/2024	US GOV	98.2030	5.080	0.372	0.003	491,176.40



GPA Maturity Sectors

As of 12/31/2023

GCID-Investment Core (277964)

Dated: 01/11/2024

[Return to Table of Contents](#)

Account	Identifier	Description	Ending Current Units	Currency	Final Maturity	Security Type	Ending Market Price	Ending Yield	Duration	Convexity	Ending Market Value + Accrued
GCID-Investment Core	3130A1XJ2	FEDERAL HOME LOAN BANKS	500,000.00	USD	06/14/2024	AGCY BOND	98.9290	5.262	0.448	0.004	495,323.82
GCID-Investment Core	91282CCL3	UNITED STATES TREASURY	500,000.00	USD	07/15/2024	US GOV	97.5230	5.029	0.532	0.005	488,481.17
GCID-Investment Core	89239KAC5	TAOT 2022-A A3	411,680.21	USD	06/15/2026	ABS	97.3010	5.367	0.651	0.009	400,794.01
GCID-Investment Core	3133XVDG3	FEDERAL HOME LOAN BANKS	575,000.00	USD	09/13/2024	AGCY BOND	99.5210	5.065	0.678	0.008	579,792.63
GCID-Investment Core	4581X0DZ8	INTER-AMERICAN DEVELOPMENT BANK	500,000.00	USD	09/23/2024	SUPRANATIONAL	96.7870	5.016	0.714	0.009	484,615.56
GCID-Investment Core	02582JJR2	AMXCA 2021-1 A	350,000.00	USD	11/16/2026	ABS	96.3970	5.161	0.852	0.011	337,529.50
GCID-Investment Core	91282CDH1	UNITED STATES TREASURY	500,000.00	USD	11/15/2024	US GOV	96.5040	4.859	0.856	0.012	483,004.20
GCID-Investment Core	3133EN6N5	FEDERAL FARM CREDIT BANKS FUNDING CORP	750,000.00	USD	11/20/2024	AGCY BOND	99.4680	4.862	0.860	0.012	749,640.21
GCID-Investment Core	3133ENGQ7	FEDERAL FARM CREDIT BANKS FUNDING CORP	500,000.00	USD	12/09/2024	AGCY BOND	96.5250	4.725	0.920	0.013	482,906.11
GCID-Investment Core	3130ATUR6	FEDERAL HOME LOAN BANKS	750,000.00	USD	12/13/2024	AGCY BOND	99.7820	4.859	0.922	0.013	750,099.38
GCID-Investment Core	--	---	6,136,680.21	USD	12/12/2024	---	98.1991	5.024	0.701	0.009	6,043,274.48

Bucket D- 2 yrs

Account	Identifier	Description	Ending Current Units	Currency	Final Maturity	Security Type	Ending Market Price	Ending Yield	Duration	Convexity	Ending Market Value + Accrued
GCID-Investment Core	912828Z52	UNITED STATES TREASURY	500,000.00	USD	01/31/2025	US GOV	96.4810	4.725	1.054	0.016	485,282.04
GCID-Investment Core	14316NAD1	CARMX 2021-1 A4	350,000.00	USD	10/15/2026	ABS	95.1610	4.777	1.154	0.020	333,145.94
GCID-Investment Core	14041NFZ9	COMET 2022-1 A	500,000.00	USD	03/17/2025	ABS	97.4650	5.003	1.167	0.019	487,947.22
GCID-Investment Core	13063DGB8	CALIFORNIA ST	300,000.00	USD	04/01/2025	MUNI	98.2900	4.790	1.202	0.021	297,401.25
GCID-Investment Core	459058JB0	INTERNATIONAL BANK FOR RECONSTRUCTION AND DEVELOPM	500,000.00	USD	04/22/2025	SUPRANATIONAL	94.9860	4.602	1.280	0.023	475,529.92
GCID-Investment Core	797412DM2	SAN DIEGO CNTY CALIF WTR AUTH WTR REV	325,000.00	USD	05/01/2025	MUNI	94.8130	4.788	1.302	0.023	308,544.71
GCID-Investment Core	912828ZT0	UNITED STATES TREASURY	500,000.00	USD	05/31/2025	US GOV	94.1760	4.529	1.387	0.026	470,989.29
GCID-Investment Core	05522RDE5	BACCT 2022-1 A	500,000.00	USD	06/16/2025	ABS	98.0330	4.976	1.392	0.026	490,949.44
GCID-Investment Core	06428CAC8	BANK OF AMERICA NA	500,000.00	USD	08/18/2025	CORP	101.2280	4.818	1.444	0.025	516,576.81
GCID-Investment Core	91282CAB7	UNITED STATES TREASURY	500,000.00	USD	07/31/2025	US GOV	93.6520	4.429	1.551	0.032	468,783.10
GCID-Investment Core	161571HS6	CHAIT 2022-1 A	500,000.00	USD	09/15/2027	ABS	98.6510	4.841	1.615	0.035	494,137.22
GCID-Investment Core	91282CAM3	UNITED STATES TREASURY	500,000.00	USD	09/30/2025	US GOV	93.1250	4.364	1.713	0.038	465,942.62
GCID-Investment Core	3130ATUC9	FEDERAL HOME LOAN BANKS	750,000.00	USD	12/12/2025	AGCY BOND	100.2350	4.372	1.847	0.044	753,543.75
GCID-Investment Core	91282CAZ4	UNITED STATES TREASURY	500,000.00	USD	11/30/2025	US GOV	92.8630	4.285	1.875	0.044	464,478.93
GCID-Investment Core	742718FY0	PROCTER & GAMBLE CO	350,000.00	USD	01/26/2026	CORP	99.6980	4.252	1.935	0.048	355,121.47
GCID-Investment Core	---	---	7,075,000.00	USD	10/08/2025	---	96.7656	4.627	1.484	0.030	6,868,373.72

Bucket E- 3 yrs

Account	Identifier	Description	Ending Current Units	Currency	Final Maturity	Security Type	Ending Market Price	Ending Yield	Duration	Convexity	Ending Market Value + Accrued
GCID-Investment Core	3133EPBJ3	FEDERAL FARM CREDIT BANKS FUNDING CORP	375,000.00	USD	02/23/2026	AGCY BOND	100.3330	4.209	2.003	0.051	382,082.08
GCID-Investment Core	91282CBQ3	UNITED STATES TREASURY	500,000.00	USD	02/28/2026	US GOV	92.4100	4.195	2.113	0.055	462,894.78
GCID-Investment Core	3133EPHH1	FEDERAL FARM CREDIT BANKS FUNDING CORP	400,000.00	USD	04/28/2026	AGCY BOND	99.5930	4.183	2.188	0.060	401,172.00
GCID-Investment Core	3133EPQC2	FEDERAL FARM CREDIT BANKS FUNDING CORP	600,000.00	USD	07/17/2026	AGCY BOND	101.0510	4.185	2.338	0.069	618,947.67
GCID-Investment Core	91282CCF6	UNITED STATES TREASURY	500,000.00	USD	05/31/2026	US GOV	92.3090	4.121	2.353	0.067	461,872.87
GCID-Investment Core	799408Z93	SAN RAMON VALLEY CALIF UNI SCH DIST	500,000.00	USD	08/01/2026	MUNI	91.8280	4.408	2.493	0.075	461,294.17
GCID-Investment Core	037833DN7	APPLE INC	300,000.00	USD	09/11/2026	CORP	94.1980	4.350	2.555	0.070	284,473.17
GCID-Investment Core	91282CCW9	UNITED STATES TREASURY	500,000.00	USD	08/31/2026	US GOV	91.6800	4.069	2.588	0.080	459,667.17



GPA Maturity Sectors

As of 12/31/2023

GCID-Investment Core (277964)

Dated: 01/11/2024

[Return to Table of Contents](#)

Account	Identifier	Description	Ending Current Units	Currency	Final Maturity	Security Type	Ending Market Price	Ending Yield	Duration	Convexity	Ending Market Value + Accrued
GCID-Investment Core	17325FBC1	CITIBANK NA	250,000.00	USD	12/04/2026	CORP	101.8000	4.804	2.599	0.077	255,529.00
GCID-Investment Core	94988J6F9	WELLS FARGO BANK NA	500,000.00	USD	12/11/2026	CORP	101.2220	4.793	2.624	0.075	507,569.44
GCID-Investment Core	45950KCX6	INTERNATIONAL FINANCE CORP	500,000.00	USD	10/08/2026	SUPRANATIONAL	91.2330	4.126	2.690	0.086	457,029.58
GCID-Investment Core	037833CJ7	APPLE INC	250,000.00	USD	02/09/2027	CORP	97.4010	4.250	2.797	-0.010	246,805.97
GCID-Investment Core	91282CDK4	UNITED STATES TREASURY	350,000.00	USD	11/30/2026	US GOV	92.4530	4.014	2.816	0.094	323,968.01
GCID-Investment Core	649791PS3	NEW YORK ST	400,000.00	USD	02/15/2027	MUNI	94.2840	4.333	2.939	0.103	380,702.22
GCID-Investment Core	91282BZ78	UNITED STATES TREASURY	415,000.00	USD	01/31/2027	US GOV	92.8240	3.991	2.950	0.103	387,824.63
GCID-Investment Core	--	---	6,340,000.00	USD	08/31/2026	---	95.6223	4.261	2.514	0.072	6,091,832.77

Bucket F- 5 yrs

Account	Identifier	Description	Ending Current Units	Currency	Final Maturity	Security Type	Ending Market Price	Ending Yield	Duration	Convexity	Ending Market Value + Accrued
GCID-Investment Core	023135CF1	AMAZON.COM INC	300,000.00	USD	04/13/2027	CORP	97.0710	4.263	3.023	0.080	293,358.00
GCID-Investment Core	91282CEF4	UNITED STATES TREASURY	325,000.00	USD	03/31/2027	US GOV	95.5740	3.962	3.063	0.111	312,680.05
GCID-Investment Core	91282CEF4	UNITED STATES TREASURY	100,000.00	USD	03/31/2027	US GOV	95.5740	3.962	3.063	0.111	96,209.25
GCID-Investment Core	92826CAL6	VISA INC	350,000.00	USD	04/15/2027	CORP	92.9490	4.214	3.111	0.114	326,725.39
GCID-Investment Core	797646NE2	SAN FRANCISCO CALIF CITY & CNTY	325,000.00	USD	06/15/2027	MUNI	104.2600	4.409	3.119	0.118	339,675.56
GCID-Investment Core	544351QS1	LOS ANGELES CALIF	525,000.00	USD	09/01/2027	MUNI	102.0620	4.384	3.279	0.130	544,575.50
GCID-Investment Core	931142EX7	WALMART INC	350,000.00	USD	09/09/2027	CORP	99.4440	4.112	3.309	0.100	352,355.11
GCID-Investment Core	02582JVV3	AMXCA 2022-3 A	350,000.00	USD	08/16/2027	ABS	98.2960	4.295	3.321	0.132	344,619.33
GCID-Investment Core	801315KS0	SANTA BARBARA CALIF UNI SCH DIST	350,000.00	USD	08/01/2027	MUNI	90.4740	4.332	3.409	0.135	318,756.08
GCID-Investment Core	64966MQL6	NEW YORK N Y	500,000.00	USD	10/01/2027	MUNI	94.7250	4.439	3.477	0.142	477,250.00
GCID-Investment Core	023135CP9	AMAZON.COM INC	350,000.00	USD	12/01/2027	CORP	101.5300	4.115	3.483	0.128	356,682.08
GCID-Investment Core	4581X0EH7	INTER-AMERICAN DEVELOPMENT BANK	600,000.00	USD	01/12/2028	SUPRANATIONAL	99.8220	4.048	3.625	0.157	610,198.67
GCID-Investment Core	742718FZ7	PROCTER & GAMBLE CO	350,000.00	USD	01/26/2028	CORP	99.8390	3.993	3.668	0.161	355,388.93
GCID-Investment Core	3133EPDP7	FEDERAL FARM CREDIT BANKS FUNDING CORP	600,000.00	USD	03/21/2028	AGCY BOND	98.4470	4.027	3.840	0.174	596,723.67
GCID-Investment Core	037833EC0	APPLE INC	400,000.00	USD	02/08/2028	CORP	88.9690	4.148	3.896	0.174	357,782.67
GCID-Investment Core	17325FBB3	CITIBANK NA	500,000.00	USD	09/29/2028	CORP	104.4130	4.737	4.007	0.185	529,479.94
GCID-Investment Core	3130AWC24	FEDERAL HOME LOAN BANKS	600,000.00	USD	06/09/2028	AGCY BOND	100.3500	3.913	4.029	0.190	603,566.67
GCID-Investment Core	69371RS64	PACCAR FINANCIAL CORP	500,000.00	USD	08/10/2028	CORP	103.1470	4.192	4.030	0.195	525,428.75
GCID-Investment Core	3133EPWK7	FEDERAL FARM CREDIT BANKS FUNDING CORP	500,000.00	USD	09/22/2028	AGCY BOND	102.6020	3.891	4.190	0.208	519,197.50
GCID-Investment Core	91282CJN2	UNITED STATES TREASURY	600,000.00	USD	11/30/2028	US GOV	102.3280	3.851	4.388	0.226	616,263.08
GCID-Investment Core	--	---	8,475,000.00	USD	01/22/2028	---	99.2631	4.161	3.663	0.158	8,476,916.22

Summary

Account	Identifier	Description	Ending Current Units	Currency	Final Maturity	Security Type	Ending Market Price	Ending Yield	Duration	Convexity	Ending Market Value + Accrued
GCID-Investment Core	--	---	31,109,571.02	USD	04/01/2026	---	97.3953	4.560	2.007	0.067	30,601,326.73

* Grouped by: GPA Effective Duration Bands. * Groups Sorted by: GPA Effective Duration Bands. * Weighted by: Ending Market Value + Accrued.



GPA Credit Event

Base Currency: USD 12/01/2023 - 12/31/2023

[Return to Table of Contents](#)

GCID-Investment Core (277964)

Dated: 01/11/2024

CALIFORNIA ST

Account	Identifier	Description	Effective Date	Agency	Old Value	New Value	Event Type	Statement Tag	Closed Date - Account
GCID-Investment Core	13063DGB8	CALIFORNIA ST	12/15/2023	S&P	Positive	Stable	Outlook Changed	INV	---

CITIBANK NA

Account	Identifier	Description	Effective Date	Agency	Old Value	New Value	Event Type	Statement Tag	Closed Date - Account
GCID-Investment Core	17325FBC1	CITIBANK NA	12/04/2023	Fitch	NA	A+	Upgrade	INV	---
GCID-Investment Core	17325FBC1	CITIBANK NA	12/14/2023	Moody's	NA	Aa3	Upgrade	INV	---
GCID-Investment Core	17325FBC1	CITIBANK NA	12/14/2023	Moody's	Off	Stable	Outlook Changed	INV	---

UNITED STATES TREASURY

Account	Identifier	Description	Effective Date	Agency	Old Value	New Value	Event Type	Statement Tag	Closed Date - Account
GCID-Investment Core	91282CJN2	UNITED STATES TREASURY	12/01/2023	Moody's	Stable	Off	Outlook Changed	INV	---
GCID-Investment Core	91282CJN2	UNITED STATES TREASURY	12/04/2023	Fitch	Stable	Off	Outlook Changed	INV	---

* Grouped by: Description. * Groups Sorted by: Description. * Filtered By: Statement Tag does not contain "EX" and Closed Date - Account is empty.



GPA Holdings Report by Type

GCID-Investment Core (277964)

As of 12/31/2023

[Return to Table of Contents](#)

Dated: 01/11/2024

Asset Backed Security

Cusip, Settle Date	Par Value	Security	Coupon Rate	Final Maturity, Next Call Date	Market Value, Accrued Balance	Market Value + Accrued	Net Unrealized Gain/Loss	% of Portfolio	Book Yield	Effective Duration
02582JJR2 11/24/2021	350,000.00	AMXCA 2021-1 A	0.900	11/16/2026 ---	337,389.50 140.00	337,529.50	-11,323.40	1.103%	1.328	0.852
14316NAD1 12/01/2021	350,000.00	CARMX 2021-1 A4	0.530	10/15/2026 ---	333,063.50 82.44	333,145.94	-15,191.86	1.089%	0.954	1.154
02582JJV3 12/12/2022	350,000.00	AMXCA 2022-3 A	3.750	08/16/2027 ---	344,036.00 583.33	344,619.33	284.16	1.126%	4.321	3.321
14041NFZ9 01/23/2023	500,000.00	COMET 2022-1 A	2.800	03/17/2025 ---	487,325.00 622.22	487,947.22	-3,633.25	1.595%	4.374	1.167
89239KAC5 01/23/2023	411,680.21	TAOT 2022-A A3	1.230	06/15/2026 ---	400,568.96 225.05	400,794.01	3,716.21	1.310%	6.815	0.651
05522RDE5 02/06/2023	500,000.00	BACCT 2022-1 A	3.530	06/16/2025 ---	490,165.00 784.44	490,949.44	-4,597.45	1.604%	4.310	1.392
161571HS6 05/31/2023	500,000.00	CHAIT 2022-1 A	3.970	09/15/2027 ---	493,255.00 862.22	494,137.22	1,024.32	1.615%	4.972	1.615
---	2,961,680.21	---	2.536	07/07/2026 ---	2,885,802.96 3,319.72	2,889,122.68	-29,721.27	9.441%	4.048	1.429

Bank Deposit

Cusip, Settle Date	Par Value	Security	Coupon Rate	Final Maturity, Next Call Date	Market Value, Accrued Balance	Market Value + Accrued	Net Unrealized Gain/Loss	% of Portfolio	Book Yield	Effective Duration
8AMMF0GA3 ---	132,890.81	US Bank Liquidity Plus	1.600	12/31/2023 ---	132,890.81 0.00	132,890.81	0.00	0.434%	1.600	0.010
8AMMF0GA3 ---	132,890.81	US Bank Liquidity Plus	1.600	12/31/2023 ---	132,890.81 0.00	132,890.81	0.00	0.434%	1.600	0.010

Corporate

Cusip, Settle Date	Par Value	Security	Coupon Rate	Final Maturity, Next Call Date	Market Value, Accrued Balance	Market Value + Accrued	Net Unrealized Gain/Loss	% of Portfolio	Book Yield	Effective Duration
037833DN7 11/17/2021	300,000.00	APPLE INC	2.050	09/11/2026 07/11/2026	282,594.00 1,879.17	284,473.17	-21,655.24	0.930%	1.468	2.555
931142DP5 11/24/2021	300,000.00	WALMART INC	3.300	04/22/2024 02/03/2024	298,014.00 1,897.50	299,911.50	-2,396.10	0.980%	0.895	0.307
594918BX1 12/01/2021	350,000.00	MICROSOFT CORP	2.875	02/06/2024 02/03/2024	349,128.50 4,052.95	353,181.45	-871.50	1.154%	2.875	0.104
023135CF1 08/01/2022	300,000.00	AMAZON.COM INC	3.300	04/13/2027 03/13/2027	291,213.00 2,145.00	293,358.00	-8,544.05	0.959%	3.326	3.023
037833CJ7 08/01/2022	250,000.00	APPLE INC	3.350	02/09/2027 11/09/2026	243,502.50 3,303.47	246,805.97	-7,295.95	0.807%	3.230	2.797
023135CP9 01/23/2023	350,000.00	AMAZON.COM INC	4.550	12/01/2027 11/01/2027	355,355.00 1,327.08	356,682.08	-315.28	1.166%	4.080	3.483
742718FY0 01/30/2023	350,000.00	PROCTER & GAMBLE CO	4.100	01/26/2026 ---	348,943.00 6,178.47	355,121.47	-1,284.77	1.160%	4.066	1.935
742718FZ7 01/30/2023	350,000.00	PROCTER & GAMBLE CO	3.950	01/26/2028 ---	349,436.50 5,952.43	355,388.93	-663.41	1.161%	3.942	3.668
92826CAL6 02/02/2023	350,000.00	VISA INC	1.900	04/15/2027 02/15/2027	325,321.50 1,403.89	326,725.39	-2,305.90	1.068%	4.031	3.111
931142EX7 02/02/2023	350,000.00	WALMART INC	3.950	09/09/2027 08/09/2027	348,054.00 4,301.11	352,355.11	-1,878.65	1.151%	3.955	3.309
037833EC0 02/28/2023	400,000.00	APPLE INC	1.200	02/08/2028 12/08/2027	355,876.00 1,906.67	357,782.67	6,141.47	1.169%	4.664	3.896
06428CAC8 10/04/2023	500,000.00	BANK OF AMERICA NA	5.650	08/18/2025 07/18/2025	506,140.00 10,436.81	516,576.81	7,109.92	1.688%	5.773	1.444
17325FBB3 10/31/2023	500,000.00	CITIBANK NA	5.803	09/29/2028 08/29/2028	522,065.00 7,414.94	529,479.94	27,379.86	1.730%	6.064	4.007



GPA Holdings Report by Type

As of 12/31/2023

[Return to Table of Contents](#)

GCID-Investment Core (277964)

Dated: 01/11/2024

Cusip, Settle Date	Par Value	Security	Coupon Rate	Final Maturity, Next Call Date	Market Value, Accrued Balance	Market Value + Accrued	Net Unrealized Gain/Loss	% of Portfolio	Book Yield	Effective Duration
69371RS64 11/09/2023	500,000.00	PACCAR FINANCIAL CORP	4.950	08/10/2028 ---	515,735.00 9,693.75	525,428.75	18,827.61	1.717%	5.101	4.030
17325FBC1 12/04/2023	250,000.00	CITIBANK NA	5.488	12/04/2026 11/04/2026	254,500.00 1,029.00	255,529.00	3,124.60	0.835%	5.278	2.599
94988J6F9 12/15/2023	500,000.00	WELLS FARGO BANK NA	5.254	12/11/2026 11/10/2026	506,110.00 1,459.44	507,569.44	5,736.09	1.659%	5.227	2.624
---	5,900,000.00	---	4.051	01/20/2027 ---	5,851,988.00 64,381.69	5,916,369.69	21,108.70	19.334%	4.230	2.742

Municipal

Cusip, Settle Date	Par Value	Security	Coupon Rate	Final Maturity, Next Call Date	Market Value, Accrued Balance	Market Value + Accrued	Net Unrealized Gain/Loss	% of Portfolio	Book Yield	Effective Duration
13063DGB8 10/29/2021	300,000.00	CALIFORNIA ST	3.375	04/01/2025 ---	294,870.00 2,531.25	297,401.25	-13,725.42	0.972%	1.033	1.202
797412DM2 05/20/2022	325,000.00	SAN DIEGO CNTY CALIF WTR AUTH WTR REV	0.743	05/01/2025 ---	308,142.25 402.46	308,544.71	-6,606.40	1.008%	3.249	1.302
649791FS3 08/15/2022	400,000.00	NEW YORK ST	2.360	02/15/2027 ---	377,136.00 3,566.22	380,702.22	-12,501.36	1.244%	3.259	2.939
544351QS1 10/31/2022	525,000.00	LOS ANGELES CALIF	5.000	09/01/2027 ---	535,825.50 8,750.00	544,575.50	6,908.58	1.780%	4.758	3.279
797646NE2 11/30/2022	325,000.00	SAN FRANCISCO CALIF CITY & CNTY	5.750	06/15/2027 ---	338,845.00 830.56	339,675.56	4,422.49	1.110%	4.805	3.119
64966QL6 11/30/2022	500,000.00	NEW YORK N Y	2.900	10/01/2027 ---	473,625.00 3,625.00	477,250.00	7,012.79	1.560%	4.922	3.477
799408Z93 01/23/2023	500,000.00	SAN RAMON VALLEY CALIF UNI SCH DIST	1.034	08/01/2026 ---	459,140.00 2,154.17	461,294.17	-4,313.25	1.507%	4.102	2.493
801315KS0 06/30/2023	350,000.00	SANTA BARBARA CALIF UNI SCH DIST	1.438	08/01/2027 ---	316,659.00 2,097.08	318,756.08	2,114.74	1.042%	4.572	3.409
---	3,225,000.00	---	2.918	12/17/2026 ---	3,104,242.75 23,956.74	3,128,199.49	-16,687.84	10.222%	3.987	2.755

Supranational

Cusip, Settle Date	Par Value	Security	Coupon Rate	Final Maturity, Next Call Date	Market Value, Accrued Balance	Market Value + Accrued	Net Unrealized Gain/Loss	% of Portfolio	Book Yield	Effective Duration
4581X0DZ8 11/17/2021	500,000.00	INTER-AMERICAN DEVELOPMENT BANK	0.500	09/23/2024 ---	483,935.00 680.56	484,615.56	-14,705.61	1.584%	0.879	0.714
459058JB0 12/03/2021	500,000.00	INTERNATIONAL BANK FOR RECONSTRUCTION AND DEVELOPM	0.625	04/22/2025 ---	474,930.00 599.92	475,529.92	-22,488.18	1.554%	1.028	1.280
45950KCX6 11/17/2021	500,000.00	INTERNATIONAL FINANCE CORP	0.750	10/08/2026 ---	456,165.00 864.58	457,029.58	-36,504.40	1.493%	1.298	2.690
4581X0EH7 02/09/2023	600,000.00	INTER-AMERICAN DEVELOPMENT BANK	4.000	01/12/2028 ---	598,932.00 11,266.67	610,198.67	-2,625.14	1.994%	3.928	3.625
---	2,100,000.00	---	1.639	04/26/2026 ---	2,013,962.00 13,411.72	2,027,373.72	-76,323.34	6.625%	1.926	2.168

US Agency Bullet

Cusip, Settle Date	Par Value	Security	Coupon Rate	Final Maturity, Next Call Date	Market Value, Accrued Balance	Market Value + Accrued	Net Unrealized Gain/Loss	% of Portfolio	Book Yield	Effective Duration
3133ENGQ7 12/09/2021	500,000.00	FEDERAL FARM CREDIT BANKS FUNDING CORP	0.920	12/09/2024 ---	482,625.00 281.11	482,906.11	-17,177.84	1.578%	0.963	0.920
3130A1XJ2 08/01/2022	500,000.00	FEDERAL HOME LOAN BANKS	2.875	06/14/2024 ---	494,645.00 678.82	495,323.82	-4,819.90	1.619%	3.120	0.448
3133XVDG3 09/30/2022	575,000.00	FEDERAL HOME LOAN BANKS	4.375	09/13/2024 ---	572,245.75 7,546.88	579,792.63	-2,593.44	1.895%	4.416	0.678
3130ATUC9 01/23/2023	750,000.00	FEDERAL HOME LOAN BANKS	4.500	12/12/2025 ---	751,762.50 1,781.25	753,543.75	-7,091.27	2.462%	3.850	1.847



GPA Holdings Report by Type

GCID-Investment Core (277964)

As of 12/31/2023

[Return to Table of Contents](#)

Dated: 01/11/2024

Cusip, Settle Date	Par Value	Security	Coupon Rate	Final Maturity, Next Call Date	Market Value, Accrued Balance	Market Value + Accrued	Net Unrealized Gain/Loss	% of Portfolio	Book Yield	Effective Duration
3130ALM92 01/23/2023	750,000.00	FEDERAL HOME LOAN BANKS	4.750	01/19/2024	749,775.00 16,031.25	765,806.25	-199.94	2.503%	4.820	0.055
3133EN6N5 01/23/2023	750,000.00	FEDERAL FARM CREDIT BANKS FUNDING CORP	4.250	11/20/2024	746,010.00 3,630.21	749,640.21	-3,909.85	2.450%	4.265	0.860
3130ATUR6 01/25/2023	750,000.00	FEDERAL HOME LOAN BANKS	4.625	12/13/2024	748,365.00 1,734.38	750,099.38	-2,996.77	2.451%	4.417	0.922
3130ATUQB 02/02/2023	750,000.00	FEDERAL HOME LOAN BANKS	4.750	03/08/2024	749,145.00 11,182.29	760,327.29	-774.60	2.485%	4.809	0.190
3130AUJ28 02/09/2023	600,000.00	FEDERAL HOME LOAN BANKS	5.000	02/08/2024	599,676.00 11,916.67	611,592.67	-308.78	1.999%	5.025	0.108
3133EPBJ3 02/28/2023	375,000.00	FEDERAL FARM CREDIT BANKS FUNDING CORP	4.375	02/23/2026	376,248.75 5,833.33	382,082.08	2,237.73	1.249%	4.507	2.003
3133EPDP7 03/31/2023	600,000.00	FEDERAL FARM CREDIT BANKS FUNDING CORP	3.625	03/21/2028	590,682.00 6,041.67	596,723.67	-2,062.66	1.950%	3.943	3.840
3133EPHH1 05/10/2023	400,000.00	FEDERAL FARM CREDIT BANKS FUNDING CORP	4.000	04/28/2026	398,372.00 2,800.00	401,172.00	-2,547.97	1.311%	3.894	2.188
3130AWC24 06/30/2023	600,000.00	FEDERAL HOME LOAN BANKS	4.000	06/09/2028	602,100.00 1,466.67	603,566.67	2,755.40	1.972%	4.027	4.029
3133EPQC2 07/31/2023	600,000.00	FEDERAL FARM CREDIT BANKS FUNDING CORP	4.625	07/17/2026	606,306.00 12,641.67	618,947.67	6,414.07	2.023%	4.632	2.338
3133EPWK7 10/03/2023	500,000.00	FEDERAL FARM CREDIT BANKS FUNDING CORP	4.500	09/22/2028	513,010.00 6,187.50	519,197.50	18,136.20	1.697%	4.746	4.190
---	9,000,000.00	---	4.168	09/02/2025	8,980,968.00 89,753.68	9,070,721.68	-14,939.63	29.642%	4.167	1.547

US Treasury

Cusip, Settle Date	Par Value	Security	Coupon Rate	Final Maturity, Next Call Date	Market Value, Accrued Balance	Market Value + Accrued	Net Unrealized Gain/Loss	% of Portfolio	Book Yield	Effective Duration
91282CCW9 11/01/2021	500,000.00	UNITED STATES TREASURY	0.750	08/31/2026	458,400.00 1,267.17	459,667.17	-36,041.04	1.502%	1.181	2.588
91282CBQ3 11/01/2021	500,000.00	UNITED STATES TREASURY	0.500	02/28/2026	462,050.00 844.78	462,894.78	-31,532.35	1.513%	1.110	2.113
91282CAB7 11/01/2021	500,000.00	UNITED STATES TREASURY	0.250	07/31/2025	468,260.00 523.10	468,783.10	-26,088.76	1.532%	0.980	1.551
91282CCL3 11/01/2021	500,000.00	UNITED STATES TREASURY	0.375	07/15/2024	487,615.00 866.17	488,481.17	-11,427.00	1.596%	0.736	0.532
91282CBM2 11/01/2021	500,000.00	UNITED STATES TREASURY	0.125	02/15/2024	496,895.00 236.07	497,131.07	-2,813.78	1.625%	0.602	0.130
91282CAM3 11/17/2021	500,000.00	UNITED STATES TREASURY	0.250	09/30/2025	465,625.00 317.62	465,942.62	-27,328.79	1.523%	1.076	1.713
91282CCC3 11/17/2021	500,000.00	UNITED STATES TREASURY	0.250	05/15/2024	491,015.00 161.40	491,176.40	-8,130.24	1.605%	0.717	0.372
91282CDH1 11/17/2021	500,000.00	UNITED STATES TREASURY	0.750	11/15/2024	482,520.00 484.20	483,004.20	-17,030.08	1.578%	0.855	0.856
91282CAZ4 11/17/2021	500,000.00	UNITED STATES TREASURY	0.375	11/30/2025	464,315.00 163.93	464,478.93	-28,673.58	1.518%	1.127	1.875
91282CCF6 11/24/2021	500,000.00	UNITED STATES TREASURY	0.750	05/31/2026	461,545.00 327.87	461,872.87	-32,715.84	1.509%	1.241	2.353
91282ZT0 11/24/2021	500,000.00	UNITED STATES TREASURY	0.250	05/31/2025	470,880.00 109.29	470,989.29	-23,484.41	1.539%	1.065	1.387
91282Z52 12/01/2021	500,000.00	UNITED STATES TREASURY	1.375	01/31/2025	482,405.00 2,877.04	485,282.04	-20,302.37	1.586%	0.867	1.054
91282CDK4 12/03/2021	350,000.00	UNITED STATES TREASURY	1.250	11/30/2026	323,585.50 382.51	323,968.01	-26,877.32	1.059%	1.203	2.816
91282Z78 02/09/2022	415,000.00	UNITED STATES TREASURY	1.500	01/31/2027	385,219.60 2,605.03	387,824.63	-26,505.42	1.267%	1.768	2.950
91282CEF4 ---	425,000.00	UNITED STATES TREASURY	2.500	03/31/2027	406,189.50 2,699.80	408,889.30	-7,628.23	1.336%	3.364	3.063



GPA Holdings Report by Type

As of 12/31/2023

[Return to Table of Contents](#)

GCID-Investment Core (277964)

Dated: 01/11/2024

<i>Cusip, Settle Date</i>	<i>Par Value</i>	<i>Security</i>	<i>Coupon Rate</i>	<i>Final Maturity, Next Call Date</i>	<i>Market Value, Accrued Balance</i>	<i>Market Value + Accrued</i>	<i>Net Unrealized Gain/Loss</i>	<i>% of Portfolio</i>	<i>Book Yield</i>	<i>Effective Duration</i>
91282CJN2 12/04/2023	600,000.00	UNITED STATES TREASURY	4.375	11/30/2028 ---	613,968.00 2,295.08	616,263.08	11,798.71	2.014%	4.292	4.388
---	7,790,000.00	UNITED STATES TREASURY	1.015	12/08/2025 ---	7,420,487.60 16,161.07	7,436,648.67	-314,780.51	24.302%	1.419	1.849

Summary

<i>Cusip, Settle Date</i>	<i>Par Value</i>	<i>Security</i>	<i>Coupon Rate</i>	<i>Final Maturity, Next Call Date</i>	<i>Market Value, Accrued Balance</i>	<i>Market Value + Accrued</i>	<i>Net Unrealized Gain/Loss</i>	<i>% of Portfolio</i>	<i>Book Yield</i>	<i>Effective Duration</i>
---	31,109,571.02	---	2.919	04/01/2026 ---	30,390,342.12 210,984.61	30,601,326.73	-431,343.90	100.000%	3.322	1.998

* Grouped by: GPA Security Type. * Groups Sorted by: GPA Security Type. * Weighted by: Market Value + Accrued. * Holdings Displayed by: Position by Account.



GPA Transaction Report (1)

12/01/2023 - 12/31/2023

[Return to Table of Contents](#)

GCID-Investment Core (277964)

Dated: 01/11/2024

Buy

Account	Identifier	Security	Quantity	Transaction Type	Settle Date	Price	Cash Affecting Amount	Non Cash Affecting Amount
GCID-Investment Core	91282CJN2	UNITED STATES TREASURY	0.00	Buy	12/04/2023	100.367	-602,490.02	0.00
GCID-Investment Core	17325FBC1	CITIBANK NA	0.00	Buy	12/04/2023	100.565	-251,412.50	0.00
GCID-Investment Core	94988J6F9	WELLS FARGO BANK NA	500,000.00	Buy	12/15/2023	100.076	-500,671.89	-500,671.89
GCID-Investment Core	8AMMFOGA3	US Bank Liquidity Plus	138,272.04	Buy	12/14/2023	1.000	-138,272.04	-138,272.04
GCID-Investment Core	--	--	638,272.04	Buy	12/15/2023	--	-1,492,846.45	-638,943.93

Cash Transfer

Account	Identifier	Security	Quantity	Transaction Type	Settle Date	Price	Cash Affecting Amount	Non Cash Affecting Amount
GCID-Investment Core	CCYUSD	US DOLLAR	-300.33	Cash Transfer	12/29/2023	--	-300.33	-300.33
GCID-Investment Core	CCYUSD	US DOLLAR	300.33	Cash Transfer	12/29/2023	--	300.33	300.33
GCID-Investment Core	CCYUSD	US DOLLAR	0.00	Cash Transfer	12/29/2023	--	0.00	0.00

Coupon

Account	Identifier	Security	Quantity	Transaction Type	Settle Date	Price	Cash Affecting Amount	Non Cash Affecting Amount
GCID-Investment Core	023135CP9	AMAZON.COM INC	0.00	Coupon	12/01/2023	--	7,962.50	7,962.50
GCID-Investment Core	3137EAFA2	FEDERAL HOME LOAN MORTGAGE CORP	0.00	Coupon	12/04/2023	--	937.50	937.50
GCID-Investment Core	3133ENGG7	FEDERAL FARM CREDIT BANKS FUNDING CORP	0.00	Coupon	12/09/2023	--	0.00	2,300.00
GCID-Investment Core	3133ENGG7	FEDERAL FARM CREDIT BANKS FUNDING CORP	0.00	Coupon	12/09/2023	--	2,300.00	0.00
GCID-Investment Core	3130AWC24	FEDERAL HOME LOAN BANKS	0.00	Coupon	12/09/2023	--	0.00	12,533.33
GCID-Investment Core	3130AWC24	FEDERAL HOME LOAN BANKS	0.00	Coupon	12/09/2023	--	12,533.33	0.00
GCID-Investment Core	3130ATUC9	FEDERAL HOME LOAN BANKS	0.00	Coupon	12/12/2023	--	16,875.00	16,875.00
GCID-Investment Core	3130ATUR6	FEDERAL HOME LOAN BANKS	0.00	Coupon	12/13/2023	--	17,343.75	17,343.75
GCID-Investment Core	3130A1XJ2	FEDERAL HOME LOAN BANKS	0.00	Coupon	12/14/2023	--	7,187.50	7,187.50
GCID-Investment Core	797646NE2	SAN FRANCISCO CALIF CITY & CNTY	0.00	Coupon	12/15/2023	--	9,343.75	9,343.75
GCID-Investment Core	91282CBA8	UNITED STATES TREASURY	0.00	Coupon	12/15/2023	--	312.50	312.50
GCID-Investment Core	14316NAD1	CARMX 2021-1 A4	0.00	Coupon	12/15/2023	--	154.58	154.58
GCID-Investment Core	02582JJR2	AMXCA 2021-1 A	0.00	Coupon	12/15/2023	--	262.50	262.50
GCID-Investment Core	89239KAC5	TAOT 2022-A A3	0.00	Coupon	12/15/2023	--	450.19	450.19
GCID-Investment Core	14041NFX9	COMET 2022-1 A	0.00	Coupon	12/15/2023	--	1,166.67	1,166.67
GCID-Investment Core	05522RDE5	BACCT 2022-1 A	0.00	Coupon	12/15/2023	--	1,470.83	1,470.83
GCID-Investment Core	02582JJV3	AMXCA 2022-3 A	0.00	Coupon	12/15/2023	--	1,093.75	1,093.75
GCID-Investment Core	161571HS6	CHAIT 2022-1 A	0.00	Coupon	12/15/2023	--	1,654.17	1,654.17
GCID-Investment Core	36262XAC8	GMALT 2021-3 A3	0.00	Coupon	12/20/2023	--	10.07	10.07
GCID-Investment Core	--	--	0.00	Coupon	12/15/2023	--	81,058.59	81,058.59

Custody Fee

Account	Identifier	Security	Quantity	Transaction Type	Settle Date	Price	Cash Affecting Amount	Non Cash Affecting Amount
GCID-Investment Core	CCYUSD	US DOLLAR	-187.43	Custody Fee	12/26/2023	--	-187.43	-187.43
GCID-Investment Core	CCYUSD	US DOLLAR	-187.43	Custody Fee	12/26/2023	--	-187.43	-187.43

Maturity

Account	Identifier	Security	Quantity	Transaction Type	Settle Date	Price	Cash Affecting Amount	Non Cash Affecting Amount
GCID-Investment Core	3137EAFA2	FEDERAL HOME LOAN MORTGAGE CORP	-750,000.00	Maturity	12/04/2023	100.000	750,000.00	750,000.00
GCID-Investment Core	91282CBA8	UNITED STATES TREASURY	-500,000.00	Maturity	12/15/2023	100.000	500,000.00	500,000.00



GPA Transaction Report (1)

12/01/2023 - 12/31/2023

[Return to Table of Contents](#)

GCID-Investment Core (277964)

Dated: 01/11/2024

Account	Identifier	Security	Quantity	Transaction Type	Settle Date	Price	Cash Affecting Amount	Non Cash Affecting Amount
GCID-Investment Core	--	--	-1,250,000.00	Maturity	12/08/2023	100.000	1,250,000.00	1,250,000.00

Money Market Funds

Account	Identifier	Security	Quantity	Transaction Type	Settle Date	Price	Cash Affecting Amount	Non Cash Affecting Amount
GCID-Investment Core	8AMMF0GA3	US Bank Liquidity Plus	0.00	Money Market Funds	12/29/2023	--	5.83	5.83
GCID-Investment Core	8AMMF0GA3	US Bank Liquidity Plus	0.00	Money Market Funds	12/29/2023	--	33.52	33.52
GCID-Investment Core	8AMMF0GA3	US Bank Liquidity Plus	0.00	Money Market Funds	12/29/2023	--	38.14	38.14
GCID-Investment Core	8AMMF0GA3	US Bank Liquidity Plus	0.00	Money Market Funds	12/29/2023	--	39.20	39.20
GCID-Investment Core	8AMMF0GA3	US Bank Liquidity Plus	0.00	Money Market Funds	12/29/2023	--	16.24	16.24
GCID-Investment Core	8AMMF0GA3	US Bank Liquidity Plus	0.00	Money Market Funds	12/29/2023	--	96.64	96.64
GCID-Investment Core	8AMMF0GA3	US Bank Liquidity Plus	0.00	Money Market Funds	12/29/2023	--	70.07	70.07
GCID-Investment Core	8AMMF0GA3	US Bank Liquidity Plus	0.00	Money Market Funds	12/29/2023	--	0.68	0.68
GCID-Investment Core	8AMMF0GA3	US Bank Liquidity Plus	0.00	Money Market Funds	12/29/2023	--	300.33	300.33

Principal Paydown

Account	Identifier	Security	Quantity	Transaction Type	Settle Date	Price	Cash Affecting Amount	Non Cash Affecting Amount
GCID-Investment Core	89239KAC5	TAOT 2022-A A3	-27,526.13	Principal Paydown	12/15/2023	--	27,526.14	27,526.14
GCID-Investment Core	36262XAC8	GMALT 2021-3 A3	-30,996.39	Principal Paydown	12/20/2023	--	30,996.37	30,996.37
GCID-Investment Core	--	--	-58,522.52	Principal Paydown	12/18/2023	--	58,522.51	58,522.51

Sell

Account	Identifier	Security	Quantity	Transaction Type	Settle Date	Price	Cash Affecting Amount	Non Cash Affecting Amount
GCID-Investment Core	8AMMF0GA3	US Bank Liquidity Plus	-103,152.45	Sell	12/04/2023	1.000	103,152.45	103,152.45
GCID-Investment Core	8AMMF0GA3	US Bank Liquidity Plus	-103,152.45	Sell	12/04/2023	1.000	103,152.45	103,152.45

Summary

Account	Identifier	Security	Quantity	Transaction Type	Settle Date	Price	Cash Affecting Amount	Non Cash Affecting Amount
GCID-Investment Core	--	--	-773,590.36	--	12/10/2023	--	0.00	853,902.52

* Grouped by: Transaction Type. * Groups Sorted by: Transaction Type. * Filtered By: Transaction Type ≠ Initial Load. * Weighted by: Absolute Value of Principal Amount. * MMF transactions are collapsed. * Trade transactions are collapsed. * Cash Entry transactions are expanded.

**GLENN-COLUSA IRRIGATION DISTRICT
BUDGET REPORT
December 31, 2023**

**SUMMARY OF REVENUES, EXPENSES, DEBT SERVICE AND CAPITAL EXPENSES
(NET OF DEPRECIATION & AMORTIZATION)**

A	B	C	D	E	F	G
LINE #	<i>December 32 is 25% of the way through the fiscal year.</i>	2023-2024 ADOPTED BUDGET	FISCAL YTD Dec 31, 2023	% OF TOTAL BUDGET	FISCAL YTD Dec 31, 2022	FISCAL YTD Dec 31, 2021
	REVENUES:					
1	Irrigation Revenue	\$ 12,820,000	\$ 456,951	4%	\$ (1,209,111)	\$ 137,467
2	Standby Charges	\$ 921,000	\$ -	-	\$ (228)	\$ -
3	Refuge & Other Wheeling	\$ 2,108,000	\$ 30,929	1%	\$ -	\$ 25,239
4	In-Basin Water Transfers	\$ 92,000	\$ 3,022	3%	\$ -	\$ -
5	Total Operating Revenue	\$ 15,941,000	\$ 490,903	3%	\$ (1,209,339)	\$ 162,706
6	Investment Interest	\$ 1,245,000	\$ 163,170	13%	\$ 88,213	\$ 4,927
7	Assessment Revenue	\$ 250,000	\$ 250,245	100%	\$ 250,255	\$ 250,177
8	Annexation/Detachment Revenue	\$ -	\$ -	-	\$ -	\$ -
9	CDMWC Transfer Revenue & 3rd Party Water Sales	\$ 760,000	\$ -	-	\$ 943,000	\$ 27
10	County Property Tax Revenue	\$ 1,050,000	\$ -	-	\$ -	\$ -
11	Pass-Through Sales to L.O.'s & E.E.'s	\$ 42,000	\$ 6,856	16%	\$ 10,602	\$ 375
12	Supplemental Water Purchase Pool	\$ -	\$ -	-	\$ -	\$ -
13	Habitat Restoration Coop Agreement	\$ 600,000	\$ -	-	\$ -	\$ -
14	Miscellaneous Revenues	\$ 431,000	\$ 2,311	1%	\$ 22,521,990	\$ 384,043
15	Total Non-Operating Revenue	\$ 4,378,000	\$ 422,582	10%	\$ 23,814,060	\$ 639,549
16	Total Revenue	\$ 20,319,000	\$ 913,485	4%	\$ 22,604,721	\$ 802,255
	EXPENSES:					
17	Labor	\$ 5,202,000	\$ 1,354,579	26%	\$ 1,205,708	\$ 1,085,840
18	Employee Benefits	\$ 3,033,000	\$ 1,169,716	39%	\$ 769,694	\$ 1,066,037
19	PWRPA Power @ Main Pump Station	\$ 1,270,000	\$ 75,080	6%	\$ 85,908	\$ 70,988
20	Drain Pump & Other Misc. Power	\$ 625,000	\$ 81,772	13%	\$ 29,298	\$ 45,215
21	Project Water (Cost of Service)	\$ 3,701,000	\$ -	-	\$ 81,567	\$ -
22	Purchase of Groundwater	\$ -	\$ -	-	\$ -	\$ 352,539
23	Restoration Fund & Trinity PUD	\$ 790,200	\$ -	-	\$ (17,611)	\$ -
24	Base Supply Rescheduling	\$ -	\$ -	-	\$ -	\$ -
25	SWRCB Water Right Fees	\$ 180,000	\$ 175,594	98%	\$ -	\$ 159,059
26	TCCA Wheeling Costs	\$ 723,000	\$ 259,625	36%	\$ 180,125	\$ 175,250
27	Materials, Services, Supplies	\$ 1,980,000	\$ 474,300	24%	\$ 398,447	\$ 309,046
28	Supplemental Water Purchase Pool	\$ -	\$ -	-	\$ -	\$ -
29	Equipment Operation Costs	\$ 757,000	\$ 193,178	26%	\$ 150,038	\$ 124,171
30	Insurance Costs	\$ 197,000	\$ 62,936	32%	\$ 44,114	\$ 22,059
31	Dues, Fees & Memberships	\$ 421,000	\$ 26,490	6%	\$ 24,655	\$ 25,455
32	Consulting - Engineering	\$ 200,000	\$ 3,899	2%	\$ 5,918	\$ 56,946
33	Consulting - Accounting/Audit	\$ 18,400	\$ -	-	\$ -	\$ 12,180
34	Consulting - Legal	\$ 656,000	\$ 46,169	7%	\$ 107,051	\$ 91,416
35	Consulting - Information Technology	\$ 78,400	\$ 4,048	5%	\$ 10,784	\$ 11,531
36	Consulting - Political	\$ 120,000	\$ 27,284	23%	\$ 8,859	\$ 14,606
37	Consulting - Miscellaneous	\$ -	\$ -	-	\$ -	\$ -
38	Water Transfer Expense	\$ -	\$ -	-	\$ -	\$ -
39	Habitat Restoration Coop Agreement	\$ 600,000	\$ 35,899	6%	\$ -	\$ -
40	Interest Expenses	\$ -	\$ -	-	\$ -	\$ 20
41	Directors' Expenses	\$ 23,000	\$ -	-	\$ 4,993	\$ 3,214
42	Pass-Through Sales to L.O.'s & E.E.'s	\$ 70,000	\$ 2,979	4%	\$ 9,211	\$ -
43	Total O&M Expenses	\$ 20,645,000	\$ 3,993,548	19%	\$ 3,098,757	\$ 3,625,572
44	O&M Surplus / (Deficit)	\$ (326,000)	\$ (3,080,063)		\$ 19,505,964	\$ (2,823,317)
	CAPITAL:					
45	Capital Budget	\$ 9,989,000	\$ 412,002	4%	\$ 117,423	\$ -
46	Total Capital	\$ 9,989,000	\$ 412,002	4%	\$ 117,423	\$ 0
47	Net Cash Surplus / (Deficit)	\$ (10,315,000)	\$ (3,492,065)		\$ 19,388,541	\$ (2,823,317)

2023 - 2024 CAPITAL BUDGET

Item #	Rolling Stock Equipment	FY 2023-24 Adopted Budget	Fiscal YTD Dec 31 2023	Note
1	1/2 Ton Pickups (17)	\$544,000	\$65,241	2 leased vehicles delivered, 15 scheduled for late winter/spring
2	GM Vehicle	\$52,000	\$0	
3	AGM Vehicle	\$40,000	\$0	
Subtotal:		\$636,000	\$65,241	
Construction & Maintenance Equipment		Budget		
4	Cab and Chassis for Spray Vehicle (2)	\$100,000	\$0	Inquiring with different dealers / pricing
5	Spray Truck Equipment (2)	\$246,000	\$0	Pending purchase of two cab and chassis trucks
6	10-Yard 3-axle Dump Truck	\$176,000	\$0	Preparing RFQ
7	10-15 Ton Tilt Trailer	\$50,000	\$0	Preparing RFQ
8	Backhoe 4WD	\$140,000	\$0	Preparing RFQ
9	Flatbed Truck (2)	\$220,000	\$0	One received last FY at \$105,017
10	Boom Lift (used)	\$100,000	\$0	Inquiring with different rental companies
11	Yard Tractor	\$30,000	\$0	RFQ sent out
12	Mower	\$30,000	\$0	
13	15K-20K Capacity Forklift	\$160,000	\$0	Received last FY at \$119,545
14	5K Capacity Forklift (used)	\$20,000	\$0	
15	Survey Grade GPS Unit	\$0	\$43,826	\$45,000 budgeted as materials and supplies
16	RiverSurveyor Bathymetry Device	\$0	\$47,421	\$50,000 budgeted as materials and supplies
17	8ft Stubble Disc	\$18,000	\$0	
Subtotal:		\$1,290,000	\$91,248	
Capital Construction & Maintenance		Budget		
18	#10 Pump Bearing Check & Replacement	\$30,000	\$1,960	Quote \$53,674; Additional cost due to impeller weld repair and machining.
19	#7 Motor Bearing Replacement	\$0	\$20,603	Not budgeted but staff noticed a performance issue. Complete.
20	Hunter Creek #1 Pump & Motor Overhaul	\$30,000	\$0	
21	Hunter Creek #2 Pump & Motor Overhaul	\$30,000	\$0	
22	Juney #1 Pump & Motor Overhaul	\$30,000	\$0	
23	Williard Check Gearbox & Motor Replacement	\$200,000	\$0	
24	Lurline Check/Siphon	\$300,000	\$3,398	
25	Pump Station Electrical Control Room	\$4,300,000	\$226	
26	Gradient Facility Improvements	\$1,500,000	\$72,282	
27	Davis Weir Repair	\$250,000	\$0	
28	Lateral 21-4 Modernization	\$208,000	\$81,807	Lateral cleaning to be completed prior to 2024 season
29	Lateral 48-1 Modernization	\$209,000	\$7,161	
30	Ranch Weir	\$81,000	\$24,059	Structure complete / Landowner to raise banks
31	County Road U Replacement	\$32,000	\$17,530	Pending dry conditions
32	County Road Loretz Replacement	\$15,000	\$0	
33	County Road Lyons Replacement	\$18,000	\$0	
34	Main Canal--224 Turnout	\$30,000	\$0	
35	32-2A Check/Drain Flume	\$0	\$26,488	Project initiated after budget approved
36	Sites	\$800,000	\$0	
Subtotal:		\$8,063,000	\$255,513	
Total 2023-2024 Capital Budget		\$9,989,000	\$412,002	

GLENN-COLUSA IRRIGATION DISTRICT – DAMAGE CLAIM REPORT
January 11, 2024

The District's *Damage Claims Administration Policy and Procedures* requires that a written progress report be provided to the Board of Directors at least quarterly. Listed below is a summary of all unsettled damage claims that have been filed with the District:

<u>Claimant</u>	<u>Nature of Claim</u>	<u>Claim Amount</u>
Mr. Brendan Smith	Crop damages related to spraying canal	Not specified
<p><i>Claim submitted on April 26, 2021. Board rejected claim on June 3, 2021. Claim not resolved by December 3, 2021 deadline. Claimant filed lawsuit in Glenn County Superior Court on December 2, 2021; District served lawsuit on January 10, 2022. Case management conference held November 2, 2022 and February 8, 2023. Status report received from defense counsel September 26, 2023. Mediation meeting scheduled for October 2 was terminated. Case management conference scheduled for February 7, 2024.</i></p>		

<u>Claimant</u>	<u>Nature of Claim</u>	<u>Claim Amount</u>
Mr. Todd Owen and Mrs. Melanie Owen	Damages related to vehicle collision	\$164,796.22
<p><i>Claim submitted on October 24, 2023. Board rejected claim on November 2, 2023. ACWA-JPIA working to settle claim.</i></p>		

<u>Claimant</u>	<u>Nature of Claim</u>	<u>Claim Amount</u>
CSAA Insurance Group	Subrogation demand related to vehicle collision	\$4,851.60
<p><i>Claim submitted on January 4, 2024. Employee driving District vehicle collided with parked vehicle on October 27, 2023. CSAA Insurance Group has settled claim with their insured and is seeking reimbursement of their settlement expenses. ACWA-JPIA will settle the subrogation demand. No action necessary.</i></p>		